

Mongolia EITI 7th Reconciliation Report for the year of 2012 Summary

Mongolia EITI National Council,
Working Group and the Secretariat

Table of Contents

1. EXTRACTIVE INDUSTRIES TRANSPARENCY INITIATIVE (EITI).....	3
2. EITI IN MONGOLIA.....	3
3. THE NATIONAL CONTEXT OF THE EXTRACTIVE SECTOR IN MONGOLIA	4
3.1. Licensing 2012	4
3.2. Background of extractive sector and its production	6
3.3. Contribution of the extractive sector to the Mongolian Economy	8
4. SUMMARY OF MONGOLIA EITI 7TH RECONCILIATION REPORT FOR THE YEAR OF 2012.....	9
4.1. Analysis of key figures in the EITI report /by company/	11
4.2. Analysis of key figures in the EITI report /by payment flows/	12
4.3. Analysis of Payments to the Local Budget.....	15
4.4. Analysis of donations and assistance paid to state entities	15
4.5. Final Unreconciled Differences	15
4.6. Other specific requirements	16
4.7. Reconcilers Recommendations	17
4.8. Annexes	
ANNEX 1. Reconciliation by extractive companies.....	19
ANNEX 2. Reconciliation by revenue streams.....	25
ANNEX 3:Detail of payments made by the extractive companies to the Local Budget.....	27
ANNEX 4:Detail of donations and assistance made by extractive companies to state entities	29
ANNEX 5. Unreconciled differences by payment stream	31
ANNEX 6:Detail of Agreements concluded by the extractive companies with local authorities	38
ANNEX 7:Environmental protection and remediation activities by extractive company.....	47
ANNEX 8:Breakdown of licences by extractivecompany	51
ANNEX 9:Production data declared by extractive companies	73

1. Extractive Industries Transparency Initiative (EITI)

The Extractive Industries Transparency Initiative (EITI) was first announced at the World Summit for Sustainable Development in Johannesburg in 2002 (the 'Earth Summit 2002'), and officially launched in London in 2003. It was founded on the recognition that, while oil, gas and minerals can help to raise living standards across the world, in countries where these resources are not managed appropriately, this may often lead to corruption and conflict and, for many people, a lower quality of life.

The initiative aims for improved transparency through companies in the mining sector publishing their tax payments and government organisations disclosing amounts received from those companies. EITI therefore promotes better governance in countries rich in oil, gas and mineral resources, and seeks to reduce the risk of misappropriation of funds generated by the development of a country's extractive industries. It works through the joint cooperation of governments, private sector companies, civil society groups, investors and international organizations.

EITI has a robust yet flexible methodology that ensures a global standard is maintained throughout the different implementing countries. The EITI Board and the International Secretariat are the guarantors of this methodology. Implementation itself, however, is the responsibility of each individual country. The EITI, in a nutshell, is a globally developed standard that promotes revenue transparency at the local level.

2. EITI in Mongolia

In October 2005, a Joint Session of Standing Committees of State Great Hural (Parliament) on budget and economy supported a possible adherence of Mongolia to the Extractive Industries Transparency Initiative, and instructed the Government to join this Initiative. The Government approved adherence to EITI at their Cabinet meeting on 4 January 2006 and issued the Resolution No. 1.¹

Since 2006, Mongolia has produced 6 EITI reports (2006 to 2011). The number of government entities and extractive companies involved in the EITI reports has been increasing year by year. The table below shows the progress made in each report:

Period Covered	Publication Date	Sectors Covered	Government Revenues (MNT millions)	Company Payments (MNT millions)	Number of Companies Reporting
2006	December 2007	Mining	467,194	492,288	35
2007	November 2009 (*)	Mining	748,783	745,004	38
2008	June 2010	Oil, Mining	684,953	686,054	46
2009	June 2011	Oil, Mining	737,525	737,583	76
2010	January 2012	Oil, Mining	1,275,062	1,275,063	150
2011	November 2012	Oil, Mining	2,150,734	2,150,809	200
2012	December 2013	Oil, Mining	1,593,753	1,594,114	200

Since has joined to EITI, Mongolia EITI National Council has been strengthening its legal environment such as Resolution No. 222 (Jul 2012) establishes the responsibility of government bodies in EITI and the current Minerals Law of Mongolia (§48.10) requires mining licence holders to publically disclose product sales, and taxes and payments paid to the state and local budgets annually. The development of a draft EITI law is in progress. EITI templates are approved by joined order of Minister for Finance and Chairman of National Statistical Committee. All legal documents and orders and resolutions are available and downloadable in www.eitimongolia.mn website.

¹ Source: EITI Mongolia website, <http://english.eitimongolia.mn>.

In order to strengthen the EITI implementation in Mongolia, the Mongolia EITI mid-term strategy 2010-2014 was endorsed by the National Council on 24 June 2010 with the mission to create an EITI legal background, expand the EITI reporting scope, reveal and adjust discrepancies, follow up the reconciler’s recommendations, create reliable sources of financial support, increase the EITI political will and engagement of Civil Society Organisations, and expand EITI into fields of revenue disbursement, licensing, natural reclamation costs, contract transparency and Mongolia EITI capacity build-up. On the basis of this document, annual work plans and business plans have been developed.

A National Council coordinates and monitors the implementation of EITI in Mongolia. The Council is chaired by Norovyn Altankhuayag, Prime Minister of Mongolia, and has 30 members. A Multi Stakeholder Working Group (MSWG) is in charge of implementing EITI activities. The Working Group has 34 members and is chaired by L. Gansukh, Senior Advisor to the Prime Minister.

The Mongolia EITI Secretariat, which has the mandate of day to day coordination of EITI in Mongolia was established under the Decree No. 62 of the Prime Minister of Mongolia on June 20, 2007 and since December 2011 has been operating with a three full time staff.

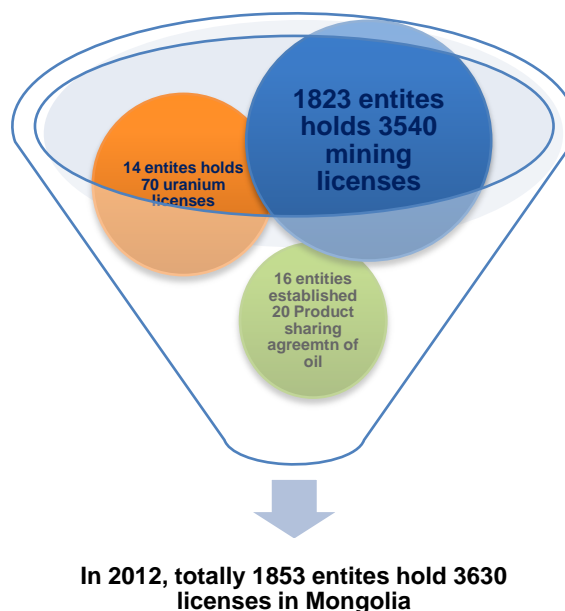
In order to strengthen the EITI implementation in Mongolia, the Mongolia EITI mid-term strategy 2010-2014 was endorsed by the National Council on 24 June 2010 with the mission to create an EITI legal background, expand the EITI reporting scope, reveal and adjust discrepancies, follow up the reconciler’s recommendations, create reliable sources of financial support, increase the EITI political will and engagement of Civil Society Organisations, and expand EITI into fields of revenue disbursement, licensing, natural reclamation costs, contract transparency and Mongolia EITI capacity build-up. On the basis of this document, annual work plans and business plans have been developed.

Mongolia completed validation in February 2010. Following the Validation Report, the EITI International Board designated Mongolia as a candidate country that is ‘close to compliant’ on 15 April 2010. Mongolia was granted six months to complete the remedial actions needed to achieve compliance. In accordance with the EITI Board decision, a review of the remedial actions was prepared by the International Secretariat to supplement the Validation Report. The review was considered by the Board on 19 October 2010 and the Board subsequently designated Mongolia EITI Compliant. In 2011, Mongolia has received Chairman’s price for their constantly improvement of EITI Reconciliation Report.

3. The national context of the extractive sector in Mongolia

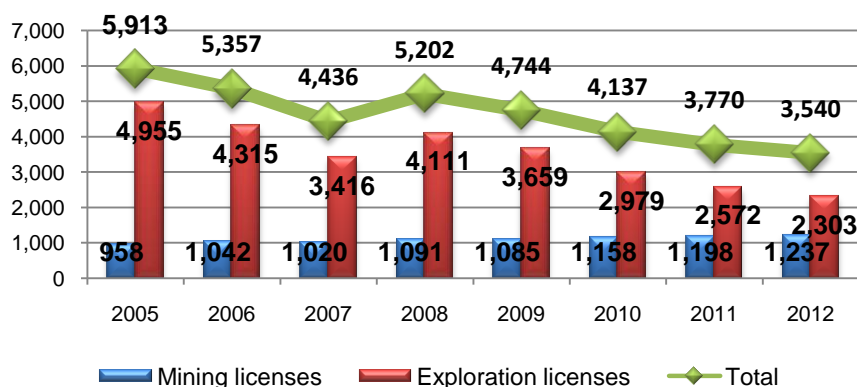
Mongolia has large mineral potential, over 6,000 mineral deposits and occurrences of 80 types of minerals have been discovered. Exploration has expanded year-on-year leading to a number of new discoveries of copper, gold, coal, uranium and other types of minerals.

3.1. Licensing 2012



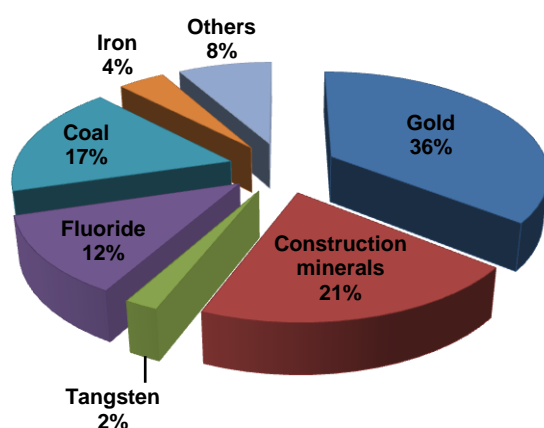
#	License type	Number of licenses	%	Number of entities	%	Area, hectar	%	% of Mongolia's total land area
1	Mining Of which:	3,540	98%	1823	98%	17,839,122	88%	11.4%
1.1	Exploration	2,303	63%	1005	54%	16,936,600	84%	10.8%
1.2	Extracting	1,237	34%	818	44%	902,522	4%	0.6%
2	Uranium	70	2%	14	1%	1,854,390	9%	0.1%
3	Oil Product sharing agreement	20	1%	16	1%	531,000	3%	0,0%
Total		3,630	100%	1853	100%	20,224,512	100%	11.5%

Number of Mining & Exploration licences

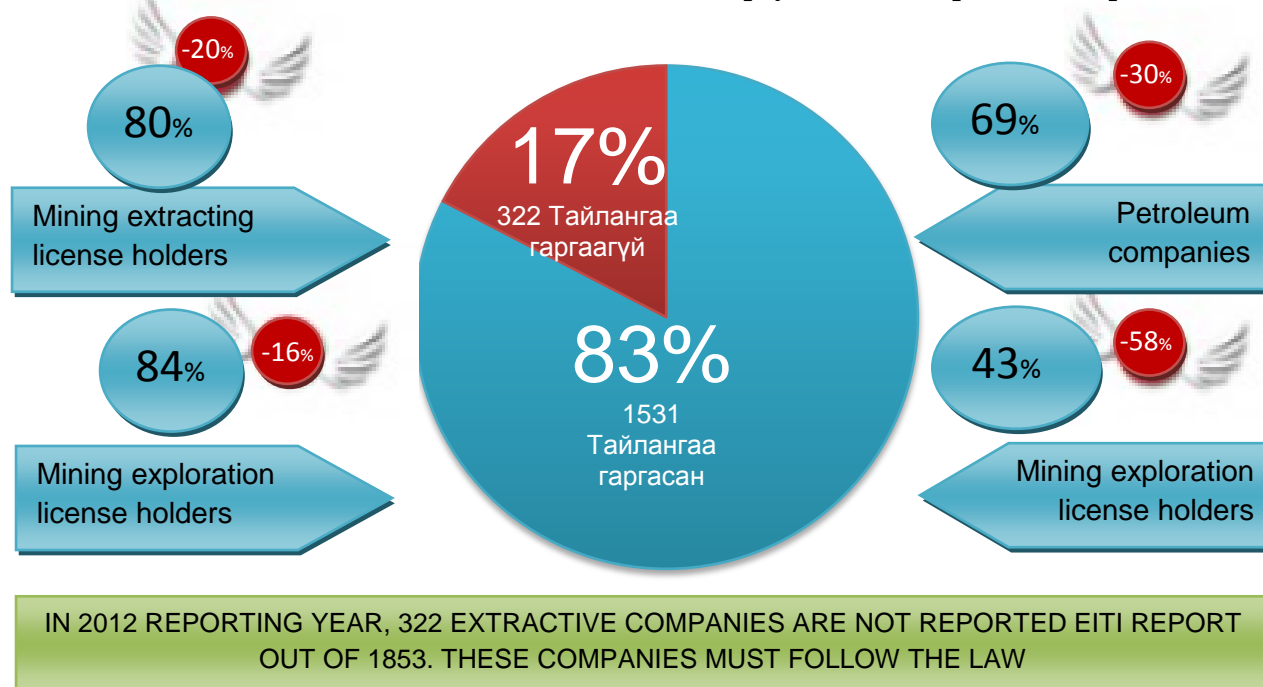


Source: Mineral Resources Authority of Mongolia, Monthly Report 1 October 2013.

Structure of mining licenses by minerals



From above license holders who disclosed their payments and report EITI report?



3.2. Background of extractive sector and its production

Oil and Gas sector²

In 1993, a Production Sharing Contract was signed with SOCO from the USA and the first exploration well of 3,000 meters deep was drilled a year later. In 1997, well 19-3 on Block XIX was first recorded as a free flowing oil well. Soon afterwards, oil was exported from Mongolia by trucks to China.

From 1993 to 2011, a total of 28,300 sq. km of 2D seismic work, 5,920 sq. km of 3D seismic work, 249,570 gravity surveys, 154,521 magnetic surveys, 844 deep well drillings were conducted and 239 wells were put into production. Investments totalling 1.5 billion US dollars were made in oil exploration works in Mongolia by contractors during this period.

Since oil production started in 1998, a total of 10.58 million barrels of oil have been produced, of which 9.89 million barrels have been exported to China for refining as there is no in-country refinery. In 2010, Mongolia officially became an oil producing country by registering reserves of Block XIX and Block 97 PSC with a combined total of 272 million tons of proven reserves.

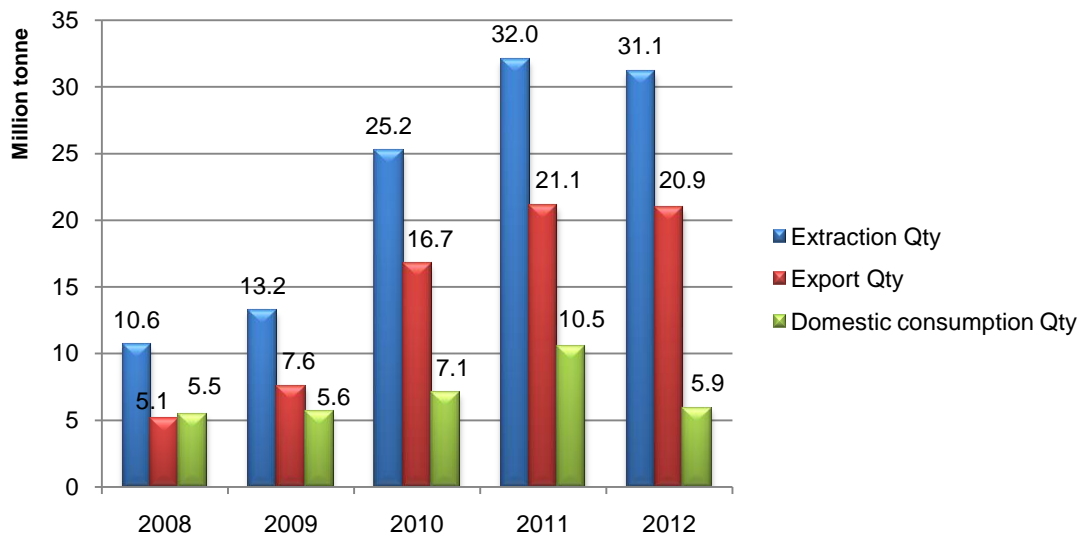
At present, there are 30 exploration blocks in Mongolia covering 531,000 sq. km and the Petroleum Authority of Mongolia (PAM) has concluded PSCs with 14 domestic and foreign companies on 18 exploration blocks. 33% of the contractors are Mongolian companies, 39% are Chinese companies and the remaining 28% are companies from other countries. Applications have been received on 5 exploration blocks from international bidding, while PSCs are pending to be concluded on 6 exploration blocks. Block XXII was relinquished in 2011.

	Unit	2009	2010	2011	2012
Oil	1000 barrels	1,870	2,181	2,549	3,636

² Sources: <http://mongolianeconomy.mn>; Petroleum-Economist; Petroleum Authority of Mongolia, Petrovis; World Bank; Reuters; www.legalinfo.mn.

Mining sector

Mongolia is the tenth richest country in the world when it comes to coal. The present geologically calculated amount of reserves is around 173.3 billion tons of coal which is equal to around 10% off all known deposits of the planet, and 21.5 billion tons of proven reserves. Mongolia extracted 31 million tons of coal in 2012, of which 20.9 million tons were exported. Coal export represented 47 per cent of total exports amounting to MNT 1.9 billion.



Source: Mineral Resources Authority of Mongolia, Monthly Report 1 October 2013.

Copper

With known reserves of 84.1 million tonnes, Mongolia is one of the world's largest sources of copper. In 2012, Mongolian copper concentrate exports reached 574 thousand tonnes. Mongolia has two big copper mining sites; Oyu Tolgoi and Erdenet.

Gold

Mongolia produced almost 6 tonnes of Gold in 2012, of which 2.8 tonnes were exported, producing revenue of 122 million US Dollars. The Boroo gold mine, which is about 100 km North of Ulaanbaatar has been mined since 2003 and is close to depletion. It is one of the country's only hard-rock gold sources. Estimates indicate that Oyu Tolgoi contains 1,800 tonnes of recoverable gold in reserves. Small-scale miners, who extract alluvial gold from dried-up riverbeds, have historically carried out most gold mining in Mongolia. Environmental concerns led to the cancellation of many licences in recent years mainly due to a law passed in 2009 that banned mining in water basins and forests³.

Uranium

There are large uranium deposits in Mongolia, with estimated reserves between 30 and 62 thousand tons. At present, there are 15 strategic uranium deposits in Mongolia, including the Mardai and Dornot deposits in Dashbalbar of Dornod aimag. Mongolia does not export any uranium.

The government implementing agency Nuclear Energy Authority reported that 15 companies have paid exploration licence fees amounting to MNT 2.9 billion⁴.

³Source: Mineral Resources Authority.

⁴Source: Nuclear Energy Authority website, 28 October 2013.

The main mineral production for the period 2010-2012 was as follows⁵:

Commodity	Unit	2010	2011	2012
Coal	000s ton	25,162	32,030	31,139
Copper concentrate (35%)	000s ton	357	347	348
Molybdenum concentrate (47%)	ton	4,677	4,163	4,050
Gold	kg	6,037	5,703	5,995
Fluoride	000s ton	727	659	484
Fluoride concentrate	000s ton	141	116	157
Iron ore	000s ton	3,203	5,678	7,561
Zinc concentrate	000s ton	113	105	119
Tungsten concentrate	ton	20	13	66
Salt	ton	-	-	569

Volume and value of export for years 2009-2012 was as follows⁶:

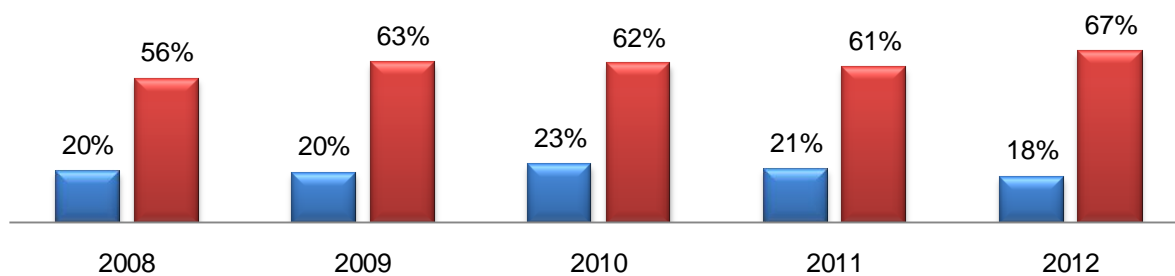
Commodity	Metrics	2010		2011		2012	
		Qty	Amount (K USD)	Qty	Amount (K USD)	Qty	Amount (K USD)
Gold	tonne	5	178,339	3	113,047	2.8	122,294
Copper concentrate	thous. tonne	569	770,594	573	963,596	574	838,579
Molybdenum ore and concentrate	thous. tonne	5	51,989	4	46,394	4	38,174
Fluoride ore and concentrate	thous. tonne	406	68,825	407	94,877	429	102,507
Melted copper and fluoride	ton	2,800	20,357	2,361	21,028	2,120	16,647
Iron ore	thous. tonne	3,564	253,825	5,753	437,328	6,416	532,509
Coal	thous. tonne	16,726	881,998	21,106	2,250,046	20,916	1,901,773
Unproduced oil	thous. barrel	2,071	154,386	2,541	252,192	3,568	336,053
Zinc ore and concentrate	thous. tonne	120	134,135	121	142,678	140.9	130,830
Total			2,514,449		4,321,186		4,019,366

3.3. Contribution of the extractive sector to the Mongolian Economy

The mining industry plays an important role in Mongolia's economy. A big part of the nation's area has experienced geological exploration work whereby extensive mineral reserves have been discovered. In 2012 the mining sector generated 67% of the Gross Industrial Product, 18% of Gross Domestic Product and 90% of the total export.

Contribution of the mining sector in the Mongolian economy

■ Mining sector percentage in GDP ■ Mining sector percentage in Gross Industrial Product



⁵ Source: National Statistical Office of Mongolia.

⁶ Source: National Statistical Office of Mongolia.

4. Summary of Mongolia EITI 7th Reconciliation Report for the year of 2012

For the 2012 fiscal year, Government has disclosed receipt from 1829 companies which is amounted 1 trillions 534 billions MNT, on the other hand 1531 companies (mining-1514, oil-11, uranium-6 companies) has disclosed their payment to the Government with the amount of 2 trillions 108 billions MNT.

Consequently, 200 companies were selected for the 2012 EITI report. A detailed list of these companies is presented in Annex 1 of the report. We set out in the table below the number of companies per type of activity:

Activity	Number of companies
Mineral Exploring	54
Mineral Extracting	110
Mineral Exploring and Extracting	20
Oil & Gas Exploring	3
Oil & Gas Extracting	2
Oil & Gas Exploring and Extracting	4
Other	7
Total	200

All payment flows selected in the reconciliation scope are among the 47 as presented in Section 3.3.1 below for Basic Payments. The reconciliation scope also included other types of payments and contributions which are presented in Section 3.3.2 below for Voluntary Contributions which were not reconciled but reported as unilateral company disclosures.

Two Hundred (200) extractive companies were selected for the 2012 reconciliation exercise. All companies except Dongsheng Petroleum LLC submitted their reports according to the template approved by the National Council. However, details of payments were not annexed to the reports and only annual figures for each tax were declared. All companies were contacted to send their detailed schedules after the start of the reconciliation work. This situation has delayed the completion of the reconciliation work and the preparation of the report.

We were unable to contact the following companies to obtain detailed schedules for the amounts declared in their reporting templates. As a result we were unable to investigate the discrepancies for these companies and make adjustments.

No.	Company
54	Darkhan Bor Khujir LLC
82	Mandal-Altai Group LLC
87	Mongol Altai Resources LLC
90	Mongolbulgargeo LLC
98	NABD LLC
99	Narantuul Trade LLC
114	Petro China Dachin Tamsag LLC
126	CMKI LLC

The list of extractive companies selected for our reconciliation exercise includes seven (7) companies which do not operate in the extractive sector despite holding mining licences. Payments from these companies were adjusted in order to consider only taxes related to the extractive sector.

No.	Company
26	Bilguuntrade LLC
30	Bridge Construction LLC
81	Max Impex LLC
107	Orchlon Construction LLC
130	Tavan Tolgoi Trans LLC
150	Hera Investment LLC
199	ESTO LLC

Thenet difference between the BasicPayments declared by the extractive companies and the government at the beginning of the reconciliation amounted to **KMNT 150,374,210**or **10%** of the total amount declared by the government, which is detailed as follows:

	Extractive companies (K MNT)	Government (K MNT)	Difference (K MNT)	%
Total BasicPayments declared	1,651,425,548	1,501,051,338	150,374,210	10%

At the end of our reconciliation, the remaining net differences amounted to **KMNT 360,966**or **0.02%** of the total BasicPayments declared by the government:

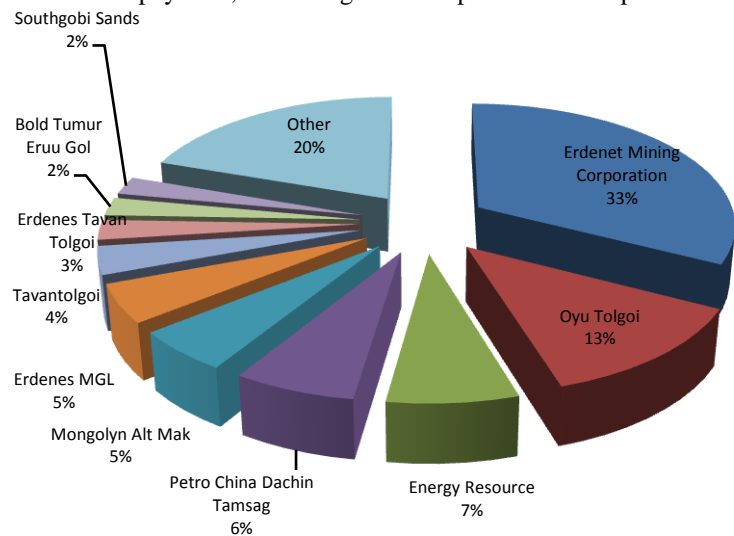
	Extractive companies (K MNT)	Government (K MNT)	Difference (K MNT)	%
Total Basic Payments declared	1,594,114,641	1,593,753,675	360,966	0.02%

After adjustment, the net difference of **KMNT360,966**represents the aggregate of the positive differences amounting to **KMNT2,483,618**and the negative differences of **KMNT(2,122,652)**which are detailed in Section 5 of this report.

4.1. Analysis of key figures in the EITI report /by company/

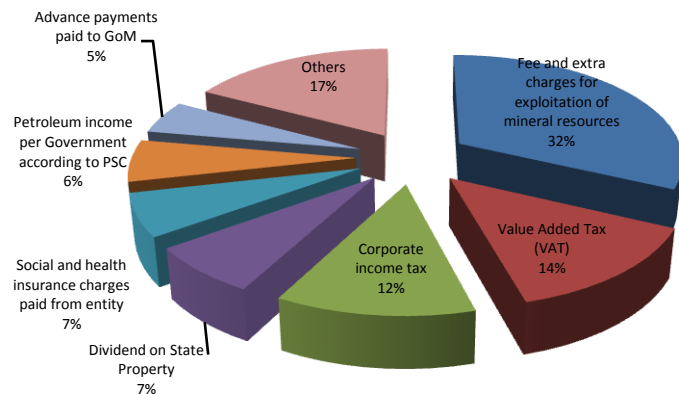
The table below presents the contribution of each extractive company covered by the reconciliation exercise: As we see from this table, only 10 companies are composed 80% of total payment, remaining 190 companies are composed 20% of total payment. For details please see annex 1.

Company	Government receipts K MNT	% of total payment
Erdenet Mining Corporation LLC	519,726,775	32.61%
Oyu Tolgoi LLC	201,918,246	12.67%
Energy Resource LLC	111,928,313	7.02%
Petro China Dachin Tamsag LLC	104,864,082	6.58%
Mongolyn Alt Mak LLC	86,103,290	5.40%
Erdenes MGL LLC	80,142,183	5.03%
Tavantolgoi JSC	58,485,547	3.67%
Erdenes Tavan Tolgoi JSC	41,392,755	2.60%
Bold Tumur Eruu Gol LLC	37,908,463	2.38%
Southgobi Sands LLC	37,715,532	2.37%
Other (190 companies)	313,568,489	19.67%
Total extractive sector	1,593,753,675	100.00%



The table below presents the contribution of each revenue flow covered by the reconciliation exercise:

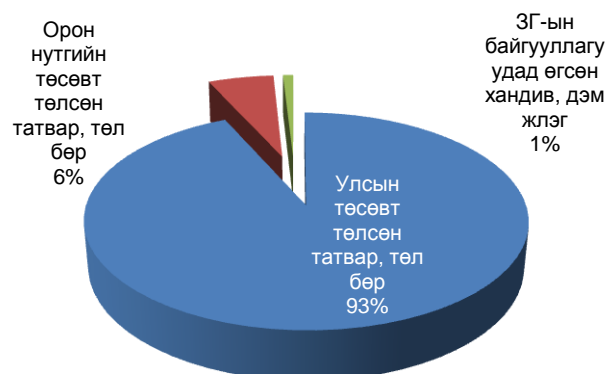
Payment stream	Govt receipts K MNT	% of total payment
Fee and extra charges for exploitation of mineral resources	510,410,648	32.03%
Value Added Tax (VAT)	219,179,003	13.75%
Corporate income tax	192,321,230	12.07%
Dividend on State Property	114,621,665	7.19%
Social and health insurance charges paid from entity	102,316,584	6.42%
Petroleum income per Government according to PSC	100,885,111	6.33%
Advance payments paid to GoM	80,000,000	5.02%
Others	274,019,434	17.19%
Total extractive sector	1,593,753,675	100.00%



4.2. Analysis of key figures in the EITI report /by payment flows/

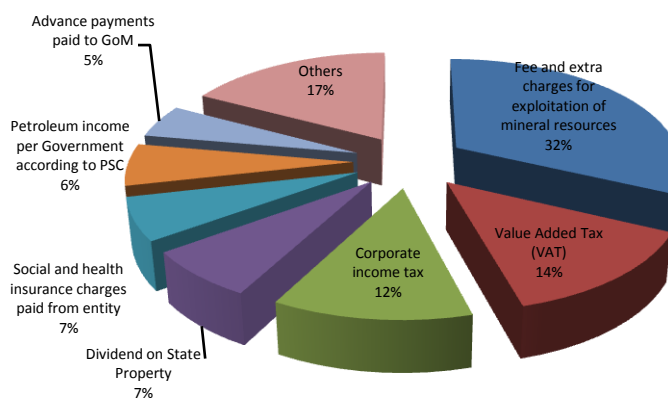
Table below shows that 93% of total payment goes to state budget, 6% goes to local budget, 1% goes to state organizations as a donation. For more detail, please see annex 2.

Payment	Government Receipt (000 MNT)	%
Payments paid to State budget	1,486,754,662	93%
Payments paid to local budget	92,841,103	6%
Donations given to Government organizations	14,518,876	1%
Total	1,594,114,641	100%



The table below presents the contribution of each revenue flow covered by the reconciliation exercise:

Payment stream	Govt receipts K MNT	% of total payment
Fee and extra charges for exploitation of mineral resources	510,410,648	32.03%
Value Added Tax (VAT)	219,179,003	13.75%
Corporate income tax	192,321,230	12.07%
Dividend on State Property	114,621,665	7.19%
Social and health insurance charges paid from entity	102,316,584	6.42%
Petroleum income per Government according to PSC	100,885,111	6.33%
Advance payments paid to GoM	80,000,000	5.02%
Others	274,019,434	17.19%
Total extractive sector	1,593,753,675	100.00%



The table below shows total Basic Payments reported by extractive companies and government entities, taking into account all adjustments.

N°	Description of payment	Templates originally lodged			Adjustments			Final amounts		
		Company	Govt	Difference	Company	Govt	Difference	Company	Govt	Difference
A- Basic payments										
1. Taxation, payment, fee and dividend paid to State Budget		1,516,792,498	1,441,840,478	74,952,020	(30,037,836)	46,359,247	(76,397,083)	1,486,754,662	1,488,199,725	(1,445,063)
1.1.1	Corporate income tax	185,668,637	182,236,414	3,432,223	6,608,785	10,084,816	(3,476,031)	192,277,422	192,321,230	(43,808)
1.1.2	Customs tax	113,993,039	61,657,998	52,335,041	(53,658,328)	(1,470,004)	(52,188,324)	60,334,711	60,187,994	146,717
1.1.3	Value Added Tax (VAT)	163,036,962	222,890,465	(59,853,503)	56,285,713	(3,711,462)	59,997,175	219,322,675	219,179,003	143,672
1.1.4	Excise tax on vehicle fuel and oil materials	598,553	3,874,753	(3,276,200)	2,086,539	(999,855)	3,086,394	2,685,092	2,874,898	(189,806)
1.1.5	Tax on petrol and diesel fuel	399,074	1,871,465	(1,472,391)	1,448,121	1,117	1,447,004	1,847,195	1,872,582	(25,387)
1.2.1	Fee and extra charges for exploitation of mineral resources	539,038,876	513,342,024	25,696,852	(28,623,831)	(2,931,376)	(25,692,455)	510,415,045	510,410,648	4,397
1.2.2	Licence fee for exploitation and exploration of mineral resources	20,006,884	20,025,620	(18,736)	(671,423)	(667,164)	(4,259)	19,335,461	19,358,456	(22,995)
1.2.3	Payment for deposit, exploration of which was carried out by the Government	1,500,802	1,302,724	198,078	(6,988)	190,425	(197,413)	1,493,814	1,493,149	665
1.2.4	Workplace payment of foreign specialist and labour force (State Budget)	9,535,569	9,440,859	94,710	833,655	1,052,982	(219,327)	10,369,224	10,493,841	(124,617)
1.2.5	Bonus after signing Product sharing agreement / only year of contract	123	487,498	(487,375)	487,492	-	487,492	487,615	487,498	117
1.2.6	Bonus for commencement of production in according to Product sharing agreement	-	-	-	-	-	-	-	-	-
1.2.7	Bonus for training in according to Product sharing agreement	894,499	860,424	34,075	(33,988)	-	(33,988)	860,511	860,424	87
1.2.8	Field deposit in according to Product sharing agreement (area pledge under the Product sharing agreement)	579,201	663,045	(83,844)	83,907	-	83,907	663,108	663,045	63
1.2.9	Administration and service charges in according to Product sharing agreement	139,524	139,524	-	-	-	-	139,524	139,524	-
1.2.10	Fee for supporting field office in according to Product sharing agreement	644,397	862,521	(218,124)	216,542	-	216,542	860,939	862,521	(1,582)
1.2.11	Fee for air pollution	22,080,362	22,203,544	(123,182)	315,708	191,705	124,003	22,396,070	22,395,249	821
1.2.12	Social and health insurance charges paid from entity	99,745,250	60,192,206	39,553,044	2,310,618	42,124,378	(39,813,760)	102,055,868	102,316,584	(260,716)
1.3.1	Customs service fee	26,997,168	39,727,680	(12,730,512)	6,081,987	(5,585,824)	11,667,811	33,079,155	34,141,856	(1,062,701)
1.4.1	Dividend on State Property	114,621,665	114,621,665	-	-	-	-	114,621,665	114,621,665	-
1.5.1	Advance payments paid to GoM	80,000,000	80,000,000	-	-	-	-	80,000,000	80,000,000	-
1.5.2	Income to GoM according to Law on Nuclear Energy	-	-	-	-	-	-	-	-	-
1.5.3	Petroleum income per Government according to Product sharing agreement	100,885,111	100,885,111	-	-	-	-	100,885,111	100,885,111	-

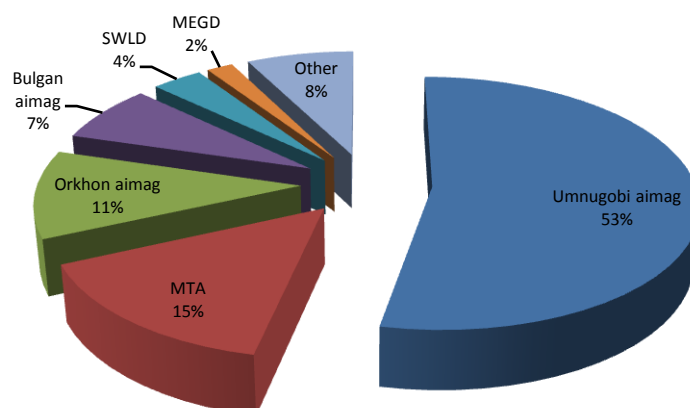
1.5.4	Of which: Royalty	303,800	303,800	-	-	-	-	303,800	303,800	-
1.6.1	Penalty (State Budget)	5,579,018	104,705	5,474,313	2,600,491	8,071,857	(5,471,366)	8,179,509	8,176,562	2,947
1.6.2	Compensation (State Budget)	6,849,846	4,075,814	2,774,032	(2,777,485)	9,776	(2,787,261)	4,072,361	4,085,590	(13,229)
1.6.3	Windfall tax	67,180	68,495	(1,315)	1,315	-	1,315	68,495	68,495	-
1.6.4	Other (State Budget)	23,626,958	2,124	23,624,834	(23,626,666)	(2,124)	(23,624,542)	292	-	292
2. Taxation, payment, fee and dividend paid to Local budget		104,593,421	53,778,961	50,814,460	(11,752,318)	38,663,637	(50,415,955)	92,841,103	92,442,598	398,505
2.1.1	Real estate tax	4,822,158	4,618,524	203,634	(383,582)	(125,742)	(257,840)	4,438,576	4,492,782	(54,206)
2.1.2	Tax on vehicles and self-moving mechanisms	1,115,695	1,772,250	(656,555)	12,727	(601,480)	614,207	1,128,422	1,170,770	(42,348)
2.2.1	Land fee	14,086,034	11,794,453	2,291,581	(2,219,622)	49,013	(2,268,635)	11,866,412	11,843,466	22,946
2.2.2	Fee for water use	8,934,523	8,826,125	108,398	(143,706)	(59,732)	(83,974)	8,790,817	8,766,393	24,424
2.2.3	Fee for use of mineral resources of wide spread	4,408,586	3,485,542	923,044	(660,054)	6,951	(667,005)	3,748,532	3,492,493	256,039
2.2.4	Workplace payment of foreign specialist and labour force (Local Budget)	3,663,232	361,947	3,301,285	(324,303)	2,931,092	(3,255,395)	3,338,929	3,293,039	45,890
2.2.5	Received assistance in according to Product sharing agreement	320,586	-	320,586	(173,695)	131,579	(305,274)	146,891	131,579	15,312
2.4.1	Dividend on Local State Property	33,001,817	-	33,001,817	(25)	33,000,000	(33,000,025)	33,001,792	33,000,000	1,792
2.5.1	Penalty (Local Budget)	10,931,311	19,527,546	(8,596,235)	4,401,998	(4,243,661)	8,645,659	15,333,309	15,283,885	49,424
2.5.2	Compensation (Local Budget)	1,142,934	-	1,142,934	(8,784)	1,134,150	(1,142,934)	1,134,150	1,134,150	-
2.5.3	Contribution at rate of 50% to Environment protection expense to the Special Account	2,275,770	1,857,314	418,456	230,925	539,237	(308,312)	2,506,695	2,396,551	110,144
2.5.4	Other (Local Budget)	19,890,775	1,535,260	18,355,515	(12,484,197)	5,902,230	(18,386,427)	7,406,578	7,437,490	(30,912)
3. Donation and assistance paid to state entities		30,039,629	5,431,899	24,607,730	(15,520,753)	7,679,453	(23,200,206)	14,518,876	13,111,352	1,407,524
3.1	Monetary donation and assistance received by Ministries and Agencies	5,786,144	5,000	5,781,144	(88,185)	5,658,581	(5,746,766)	5,697,959	5,663,581	34,378
3.2	Non-monetary donation and assistance received by Ministries and Agencies	219,988	-	219,988	-	-	-	219,988	-	219,988
3.3	Monetary donation and assistance paid to aimags and capital city	1,302,920	1,823,687	(520,767)	695,496	164,445	531,051	1,998,416	1,988,132	10,284
3.4	Non-monetary donation and assistance paid to aimags and capital city	721,787	35,000	686,787	(2,515)	4,296	(6,811)	719,272	39,296	679,976
3.5	Monetary donation and assistance paid to soums and districts	2,291,026	1,741,981	549,045	(120,400)	427,291	(547,691)	2,170,626	2,169,272	1,354
3.6	Non-monetary donation and assistance paid to soums and districts	1,991,890	1,816,323	175,567	1,418,087	1,332,831	85,256	3,409,977	3,149,154	260,823
3.7	Monetary donation and assistance paid to other entities	323,060	9,000	314,060	(27,319)	86,080	(113,399)	295,741	95,080	200,661
3.8	Non-monetary donation and assistance paid to other entities	17,402,814	908	17,401,906	(17,395,917)	5,929	(17,401,846)	6,897	6,837	60
Total Basic payments		1,651,425,548	1,501,051,338	150,374,210	(57,310,907)	92,702,337	(150,013,244)	1,594,114,641	1,593,753,675	360,966

Amounts in K MNT

4.2. Analysis of Payments to the Local Budget

Taxes, fees and other payments made by the extractive companies to the Local Budget amounted to **KMNT 92,841,103**. We set out in the table below details of these payments by recipient. Details of these payments bytax and by recipient are detailed in Annex 3.

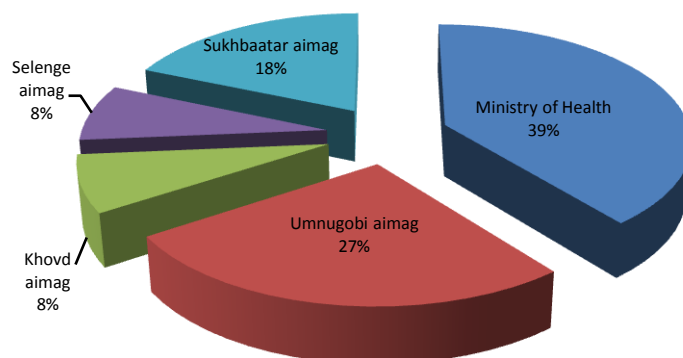
Recipient	Extractive companies payments K MNT	% of total payment
Umnugobi aimag	49,485,603	53%
MTA	13,913,195	15%
Orkhon aimag	10,475,050	11%
Bulgan aimag	6,873,300	7%
SWLD	3,338,929	4%
MEGD	1,731,933	2%
Other	7,023,093	8%
Total	92,841,103	100%



4.3. Analysis of donations and assistance paid to state entities

Donations and assistance made by extractive companies to state entities amounted to **KMNT 14,518,876**. We set out in the table below details of these contributions by recipient. Full details by type of donation and by recipient are presented in Annex 4.

Recipient	Extractive companies payments K MNT	% of total payment
Ministry of Health	5,696,028	39%
Umnugobi aimag	3,863,259	27%
Khovd aimag	1,133,052	8%
Selenge aimag	1,125,784	8%
Other	2,700,753	18%
Total	14,518,876	100%



4.4. Final Unreconciled Differences

Following our adjustments, the total unreconciled residual differences on payments amounted to **KMNT 360,966** representing **0.02%** of total payments reported by government entities. This is the sum of positive differences of **KMNT 2,483,618** and negative differences amounting to **KMNT 2,122,652**. These unreconciled differences can be analysed as follows: For more details please see annex 5.

	Total payments K MNT
Reporting template not submitted by the extractive company	(633,174)
Supporting documents do not match government entity report	(631)
Missing extractive company detail by payment	913,750
Missing government entity detail by payment	6,484
Tax not reported by the extractive company	(1,869,410)
Tax not reported by the government entity	2,191,237
Detail of payments could not be used	(248,146)
Exchange rate difference	1,340
Not material difference <MNT 100K	(484)
Total differences	360,966

We present in the table below a summary of the most important discrepancies by company after the reconciliation work:

No.	Company	Extractive companies (K MNT)	Government (K MNT)	Differences (K MNT)
114	Petro China Dachin Tamsag LLC	105,656,807	104,864,082	792,725
7	Altain Khuder LLC	22,754,141	22,428,073	326,068
54	Darkhan Bor Khujir LLC	281,398	82,012	199,386
29	Boroo Gold LLC	33,669,722	33,478,789	190,933
51	Golden Sea Petroleum LLC	1,309,534	1,194,612	114,922
91	Mongolrustsvetmet LLC	12,108,432	12,047,525	60,907
93	Mongolyn Alt Mak LLC	86,161,824	86,103,290	58,534
18	Bayalag Ord LLC	213,455	158,512	54,943
104	Olon Ovoot Gold LLC	4,198,883	4,144,830	54,053
88	Mongol Gazar LLC	480,411	428,507	51,904
110	Oyu Tolgoi LLC	201,967,916	201,918,246	49,670
66	Jun Yuan LLC	286,900	243,478	43,422
90	Mongolbulgar Geo LLC	403,131	359,975	43,156
159	Tsairtmineral LLC	25,342,018	25,305,957	36,061
37	Berkh Resources LLC	344,176	309,059	35,117
196	Erdenet Mining Corporation LLC	519,761,765	519,726,775	34,990
23	BDBL LLC	154,430	124,648	29,782
102	Odod Gold LLC	659,919	634,558	25,361
94	Mondulaan Trade LLC	4,496,303	4,472,341	23,962
2	AGM Mining LLC	259,972	307,972	(48,000)
20	Bayan Airag Exploration LLC	2,375,038	2,475,423	(100,385)
124	COAL LLC	3,621,183	4,135,774	(514,591)
131	Tavantolgoi JSC	57,922,095	58,485,547	(563,452)
58	Dongsheng Petroleum LLC	-	633,174	(633,174)
	Other	509,685,188	509,690,516	(5,328)
	Total Basic payments	1,594,114,641	1,593,753,675	360,966

4.5. Other specific requirements

According to ToR Reconciler also made survey on implementation of Mining Activity Plan, environmental protection and remediation activities and agreements between local authorities and extractive companies.

Survey on agreements made between local authorities and extractive companies

Only 149 companies have concluded agreements with local authorities for cooperation on social responsibility, use of natural water, land usage and others. Details of these companies are set out in Annex 10. The remaining 51 companies did not conclude any agreements with local authorities.

Only 32 companies provided us with details of their agreements with local authorities. In total 132 agreements/contracts were examined and are summarised as follows:

Agreement	Number of companies	Number of contracts	Number of local authorities
Contracts for implementation of laws and regulations	4	4	4
Contracts for cooperation on social responsibility	11	22	19
Contracts of water use	16	21	17
Contracts for Land use	16	83	16
Other contracts	2	2	2
Total		132	58

The above mentioned contracts are detailed in Annex 6.

4.6. Reconcilers Recommendations

1. Lack of scoping study prior to the reconciliation exercise
2. Lack of understanding and commitment on EITI principles by several stakeholders
3. Reporting templates not adequately prepared by several stakeholders
4. Legal and taxation environment not clearly defined
5. Reports not based on audited accounts
6. Communication enhancement
7. Lack of EITI Database
8. Capacity building of the EITI Secretariat
9. Timing of the reconciliation work
10. Lack of follow up of recommendations from previous years' reconciliation reports

4.7. Annexes

- 4.7.1. Annex 1. Reconciliations by extractive companies
- 4.7.2. Annex 2 Reconciliation by revenue streams
- 4.7.3. Annex 3. Payments paid to local budget
- 4.7.4. Annex 4. Donations
- 4.7.5. Annex 5. Final unreconciled differences
- 4.7.6. Annex 6. Agreements made between local authorities and extractive companies
- 4.7.7. Annex 7. Environmental rehabilitation plan and its execution
- 4.7.8. Annex 8. Licensing
- 4.7.9. Annex 9. Production and Sales

Annexes

ANNEX 1. Reconciliation by extractive companies

The tables below summarises the differences between the payments reported by extractive companies and receipts reported by the various government entities. However, these tables include only Basic Payment flows. Voluntary payments are disclosed unilaterally in Section 4.4 of the report.

The tables include consolidated figures based on the reporting templates prepared by every extractive company and government entity, the adjustments made by us following our reconciliation work, and the residual, unreconciled differences. In order to keep the report size reasonable, detailed reconciliation reports for each company are included in a separate document for analysis purpose.

Amounts in K MNT

No.	Company	Templates originally lodged			Adjustments			Final amounts		
		Company	Govt	Difference	Company	Govt	Difference	Company	Govt	Difference
1	Avdar Bayan LLC	96,702	180,871	(84,169)	(15,461)	(99,630)	84,169	81,241	81,241	-
2	AGM Mining LLC	238,518	307,972	(69,454)	21,454	-	21,454	259,972	307,972	(48,000)
3	Adamas Mining LLC	111,424	107,453	3,971	(3,971)	-	(3,971)	107,453	107,453	-
4	Adil-Och LLC	193,949	190,268	3,681	497	4,243	(3,746)	194,446	194,511	(65)
5	Aduunchuluun JSC	818,779	842,816	(24,037)	45,203	21,163	24,040	863,982	863,979	3
6	Asiagold Mongolia LLC	229,787	220,107	9,680	(1,924)	2,750	(4,674)	227,863	222,857	5,006
7	Altain Khuder LLC	22,319,474	22,818,778	(499,304)	434,667	(390,705)	825,372	22,754,141	22,428,073	326,068
8	Altan Dornod Mongol LLC	10,125,693	8,477,396	1,648,297	(363,126)	1,285,171	(1,648,297)	9,762,567	9,762,567	-
9	Altanrio Mongolia LLC	269,112	342,609	(73,497)	(9,436)	(82,775)	73,339	259,676	259,834	(158)
10	And Survey LLC	84,745	131,892	(47,147)	47,063	(30)	47,093	131,808	131,862	(54)
11	Andiin Ilch LLC	2,557,175	2,555,722	1,453	4,915	4,450	465	2,562,090	2,560,172	1,918
12	Anian Resources LLC	139,533	133,772	5,761	483	394	89	140,016	134,166	5,850
13	Ankhai-International LLC	3,083,876	2,991,611	92,265	(33,827)	44,815	(78,642)	3,050,049	3,036,426	13,623
14	AUM LLC	1,993,913	1,784,822	209,091	8,532	219,213	(210,681)	2,002,445	2,004,035	(1,590)
15	Baganuur JSC	7,973,258	8,439,429	(466,171)	457,144	(8,959)	466,103	8,430,402	8,430,470	(68)
16	Badmaarag Khash LLC	372,351	277,039	95,312	36,188	131,500	(95,312)	408,539	408,539	-
17	Batu Mining Mongolia LLC	314,152	196,673	117,479	(103,479)	1,950	(105,429)	210,673	198,623	12,050
18	Bayalag Ord LLC	213,601	157,247	56,354	(146)	1,265	(1,411)	213,455	158,512	54,943
19	Bayan-Erch LLC	2,015,729	1,804,743	210,986	159,666	370,749	(211,083)	2,175,395	2,175,492	(97)
20	Bayan Airag Exploration LLC	2,335,089	2,505,763	(170,674)	39,949	(30,340)	70,289	2,375,038	2,475,423	(100,385)
21	Bayantegsh Impex LLC	140,974	122,254	18,720	5,649	20,691	(15,042)	146,623	142,945	3,678
22	Bayanteeg JSC	295,541	205,385	90,156	(33,528)	56,628	(90,156)	262,013	262,013	-
23	BDBL LLC	153,559	126,509	27,050	871	(1,861)	2,732	154,430	124,648	29,782
24	BCMM LLC	127,857	129,813	(1,956)	(685)	(210)	(475)	127,172	129,603	(2,431)
25	BHM LLC	239,611	187,397	52,214	95,187	135,493	(40,306)	334,798	322,890	11,908
26	Bilguuntrade LLC	225,623	242,496	(16,873)	(225,078)	(241,951)	16,873	545	545	-
27	Blake Mount Mining LLC	90,743	166,787	(76,044)	-	(77,735)	77,735	90,743	89,052	1,691
28	Bold Tumor Eruu Gol LLC	39,410,040	37,732,941	1,677,099	(1,491,681)	175,522	(1,667,203)	37,918,359	37,908,463	9,896

No.	Company	Templates originally lodged			Adjustments			Final amounts		
		Company	Govt	Difference	Company	Govt	Difference	Company	Govt	Difference
29	Boroo Gold LLC	30,058,464	27,599,659	2,458,805	3,611,258	5,879,130	(2,267,872)	33,669,722	33,478,789	190,933
30	Bridge Construction LLC	285,078	295,302	(10,224)	(284,158)	(294,382)	10,224	920	920	-
31	Broad LLC	254,313	252,279	2,034	-	2,034	(2,034)	254,313	254,313	-
32	Bud Undram LLC	184,334	167,852	16,482	4,468	20,950	(16,482)	188,802	188,802	-
33	Bulgan Gangat LLC	621,931	681,091	(59,160)	59,573	500	59,073	681,504	681,591	(87)
34	Bumbat Resources LLC	77,369	98,324	(20,955)	21,605	650	20,955	98,974	98,974	-
35	Bumbat LLC	1,921,378	1,945,438	(24,060)	147,420	123,360	24,060	2,068,798	2,068,798	-
36	Berkh-Uul LLC	171,523	101,493	70,030	53,837	123,867	(70,030)	225,360	225,360	-
37	Berkh Resources LLC	358,821	304,177	54,644	(14,645)	4,882	(19,527)	344,176	309,059	35,117
38	Beren Group LLC	306,883	557,572	(250,689)	97,343	(153,219)	250,562	404,226	404,353	(127)
39	Beren Mining LLC	316,073	306,071	10,002	42,356	54,888	(12,532)	358,429	360,959	(2,530)
40	Vantage LLC	187,620	185,681	1,939	326	2,300	(1,974)	187,946	187,981	(35)
41	Voyager Gold LLC	109,609	109,399	210	-	-	-	109,609	109,399	210
42	Galaxy Mining Mongolia	891,147	449,844	441,303	(435,803)	5,500	(441,303)	455,344	455,344	-
43	Gan-Iich LLC	175,549	185,110	(9,561)	14,004	3,906	10,098	189,553	189,016	537
44	Gatsuurt LLC	1,823,087	1,627,793	195,294	(389,650)	(194,356)	(195,294)	1,433,437	1,433,437	-
45	GBNB LLC	1,012,252	1,012,258	(6)	2,006	2,000	6	1,014,258	1,014,258	-
46	Geosan LLC	635,214	688,866	(53,652)	54,755	(236)	54,991	689,969	688,630	1,339
47	Gobi Coal and Energy LLC	904,989	916,566	(11,577)	67,782	53,655	14,127	972,771	970,221	2,550
48	Gobi Exploration LLC	463,463	168,500	294,963	60,260	355,223	(294,963)	523,723	523,723	-
49	Gobi Energy Partners LLC	937,364	805,330	132,034	(40,904)	90,130	(131,034)	896,460	895,460	1,000
50	Golden Cross LLC	451,746	443,894	7,852	(6,052)	1,600	(7,652)	445,694	445,494	200
51	Golden Sea Petroleum LLC	809,783	1,196,923	(387,140)	499,751	(2,311)	502,062	1,309,534	1,194,612	114,922
52	Grand Montana Mining LLC	103,170	95,973	7,197	(6,697)	-	(6,697)	96,473	95,973	500
53	Gurvan Tukhum LLC	334,068	375,026	(40,958)	40,338	(620)	40,958	374,406	374,406	-
54	Darkhan Bor Khujir LLC	281,398	82,012	199,386	-	-	-	281,398	82,012	199,386
55	Darkhan Tumurlugiin Uildver JSC	11,313,635	13,381,817	(2,068,182)	1,967,593	(100,589)	2,068,182	13,281,228	13,281,228	-
56	Darkhan Shar Burd LLC	407	11,559	(11,152)	11,152	-	11,152	11,559	11,559	-
57	Datsan Trade LLC	546,492	491,507	54,985	(1,863)	52,922	(54,785)	544,629	544,429	200
58	Dongsheng Petroleum LLC	-	633,174	(633,174)	-	-	-	-	633,174	(633,174)
59	Duchin Delgerekh LLC	287,578	288,961	(1,383)	1,243	-	1,243	288,821	288,961	(140)
60	Dun Yuan LLC	551,451	351,645	199,806	11,902	211,701	(199,799)	563,353	563,346	7
61	Dun-Erdene LLC	120,188	130,761	(10,573)	14,580	-	14,580	134,768	130,761	4,007
62	DUN LI LLC	137,512	140,581	(3,069)	3,034	(86)	3,120	140,546	140,495	51
63	Jado Zambala LLC	173,914	173,514	400	(400)	-	(400)	173,514	173,514	-
64	Jinghua Ord LLC	518,835	823,500	(304,665)	308,396	75	308,321	827,231	823,575	3,656
65	Jotoin Bajuuna LLC	224,279	202,333	21,946	(21,896)	-	(21,896)	202,383	202,333	50

No.	Company	Templates originally lodged			Adjustments			Final amounts		
		Company	Govt	Difference	Company	Govt	Difference	Company	Govt	Difference
66	Jun Yuan LLC	989,672	206,704	782,968	(702,772)	36,774	(739,546)	286,900	243,478	43,422
67	Zanadu Copper Mongolia LLC	68,251	67,421	830	(100)	730	(830)	68,151	68,151	-
68	Zaraya Holdings LLC	374,960	365,505	9,455	(955)	1,000	(1,955)	374,005	366,505	7,500
69	Zhu Yu E LLC	786,748	1,112,550	(325,802)	368,260	38,277	329,983	1,155,008	1,150,827	4,181
70	Zon Hen Yun Tian LLC	690,054	686,709	3,345	1,207	4,552	(3,345)	691,261	691,261	-
71	Zuun Naiman Suvraga LLC	52,805	916,302	(863,497)	838,484	(25,491)	863,975	891,289	890,811	478
72	Ing Hu LLC	104,176	98,095	6,081	(5,581)	-	(5,581)	98,595	98,095	500
73	Ikh Gobi Energy LLC	1,878,725	653,866	1,224,859	(1,219,053)	2,325	(1,221,378)	659,672	656,191	3,481
74	Ikh Tokhoirol LLC	140,479	140,850	(371)	485	-	485	140,964	140,850	114
75	Casiop Contact LLC	408,240	424,770	(16,530)	19,453	-	19,453	427,693	424,770	2,923
76	Catcorp Mongolia LLC	724,139	573,674	150,465	(131,699)	-	(131,699)	592,440	573,674	18,766
77	Kojegobi LLC	2,489,946	2,332,463	157,483	(7,942)	148,583	(156,525)	2,482,004	2,481,046	958
78	KVP LLC	115,742	34,527	81,215	2,253	70,498	(68,245)	117,995	105,025	12,970
79	Lutchuluu LLC	3,541,859	3,395,880	145,979	129,437	265,837	(136,400)	3,671,296	3,661,717	9,579
80	Magnai Trade LLC	30,284,481	30,324,264	(39,783)	(69,864)	(106,700)	36,836	30,214,617	30,217,564	(2,947)
81	Max Impex LLC	957,417	2,664,394	(1,706,977)	(953,220)	(2,660,397)	1,707,177	4,197	3,997	200
82	Mandal-Altai Group LLC	112,012	126,123	(14,111)	-	-	-	112,012	126,123	(14,111)
83	MARCO POLO LLC	1,974,754	1,944,732	30,022	(21,772)	-	(21,772)	1,952,982	1,944,732	8,250
84	Mon En Ko LLC	5,282,672	4,425,482	857,190	23,494	910,301	(886,807)	5,306,166	5,335,783	(29,617)
85	Mogol International LLC	350,076	348,326	1,750	-	-	-	350,076	348,326	1,750
86	Monvolfram LLC	124,510	47,592	76,918	(76,896)	-	(76,896)	47,614	47,592	22
87	Mongol Altai Resources LLC	363,026	353,289	9,737	-	-	-	363,026	353,289	9,737
88	Mongol Gazar LLC	480,411	423,507	56,904	-	5,000	(5,000)	480,411	428,507	51,904
89	Mongol Metal Mining LLC	478,829	545,209	(66,380)	66,334	-	66,334	545,163	545,209	(46)
90	Mongolbulgar Geo LLC	403,131	359,975	43,156	-	-	-	403,131	359,975	43,156
91	Mongolrustsvetmet LLC	13,609,395	10,115,280	3,494,115	(1,500,963)	1,932,245	(3,433,208)	12,108,432	12,047,525	60,907
92	Mongol Czech Metall LLC	275,982	451,778	(175,796)	176,626	1,232	175,394	452,608	453,010	(402)
93	Mongolyn Alt Mak LLC	85,634,104	88,765,980	(3,131,876)	527,720	(2,662,690)	3,190,410	86,161,824	86,103,290	58,534
94	Mondulaan Trade LLC	1,069,161	4,557,591	(3,488,430)	3,427,142	(85,250)	3,512,392	4,496,303	4,472,341	23,962
95	Monlaa LLC	746,150	1,285,180	(539,030)	538,646	-	538,646	1,284,796	1,285,180	(384)
96	Monpolimet LLC	7,684,629	5,111,192	2,573,437	(2,508,990)	64,578	(2,573,568)	5,175,639	5,175,770	(131)
97	Munkh Noyon Suvarga LLC	1,455,278	1,401,433	53,845	5,883	47,351	(41,468)	1,461,161	1,448,784	12,377
98	NABD LLC	152,867	166,186	(13,319)	-	(8)	8	152,867	166,178	(13,311)
99	Narantuul Trade LLC	883,341	872,692	10,649	-	-	-	883,341	872,692	10,649
100	NK LLC	200,171	134,644	65,527	(66,544)	-	(66,544)	133,627	134,644	(1,017)
101	Northwind LLC	235,312	391,512	(156,200)	167,581	11,064	156,517	402,893	402,576	317
102	Odod Gold LLC	580,479	795,846	(215,367)	79,440	(161,288)	240,728	659,919	634,558	25,361

No.	Company	Templates originally lodged			Adjustments			Final amounts		
		Company	Govt	Difference	Company	Govt	Difference	Company	Govt	Difference
103	Olova LLC	183,638	180,837	2,801	188	(32)	220	183,826	180,805	3,021
104	Olon Ovoot Gold LLC	4,198,883	4,144,830	54,053	-	-	-	4,198,883	4,144,830	54,053
105	ONTRE LLC	1,552,944	1,560,539	(7,595)	8,424	-	8,424	1,561,368	1,560,539	829
106	Ord Talst LLC	185,087	94,376	90,711	(88,607)	27	(88,634)	96,480	94,403	2,077
107	Orchlom Construction LLC	568,486	1,120,485	(551,999)	(568,486)	(1,120,485)	551,999	-	-	-
108	Ochir Tuv LLC	37,816	1,141,414	(1,103,598)	1,095,021	16,436	1,078,585	1,132,837	1,157,850	(25,013)
109	Ochir-Undraa LLC	3,150,933	3,209,794	(58,861)	35,984	(22,877)	58,861	3,186,917	3,186,917	-
110	Oyu Tolgoi LLC	232,531,558	195,656,025	36,875,533	(30,563,642)	6,262,221	(36,825,863)	201,967,916	201,918,246	49,670
111	Urmun-Uul LLC	1,332,881	1,276,609	56,272	(35,198)	21,111	(56,309)	1,297,683	1,297,720	(37)
112	OGCHL LLC	1,092,195	1,076,536	15,659	(15,659)	-	(15,659)	1,076,536	1,076,536	-
113	Petro Matad LLC	825,484	643,399	182,085	(135,397)	47,540	(182,937)	690,087	690,939	(852)
114	Petro China Dachin Tamsag LLC	105,656,807	104,932,888	723,919	-	(68,806)	68,806	105,656,807	104,864,082	792,725
115	Poloresources - Peabody Winsway Resources	1,190,080	768,043	422,037	(397,231)	24,806	(422,037)	792,849	792,849	-
116	Reservoir Moly Mongolia LLC	145,069	177,153	(32,084)	12,569	(3,845)	16,414	157,638	173,308	(15,670)
117	Reo LLC	383,848	260,267	123,581	(141,752)	(1,153)	(140,599)	242,096	259,114	(17,018)
118	Redhill Mongolia LLC	619,549	580,017	39,532	(29,083)	35,798	(64,881)	590,466	615,815	(25,349)
119	Samton Morris LLC	119,436	154,642	(35,206)	37,386	-	37,386	156,822	154,642	2,180
120	Sansaryn Geology Khaiguul LLC	64,002	186,558	(122,556)	101,998	(1,912)	103,910	166,000	184,646	(18,646)
121	South Gobi Blake Gold LLC	(90,152)	114,021	(204,173)	208,272	4,099	204,173	118,120	118,120	-
122	Southgobi Sands LLC	42,857,990	36,231,047	6,626,943	(5,142,504)	1,484,485	(6,626,989)	37,715,486	37,715,532	(46)
123	Centerra Gold Mongolia LLC	877,902	634,020	243,882	38,377	282,259	(243,882)	916,279	916,279	-
124	COAL LLC	3,310,237	3,914,270	(604,033)	310,946	221,504	89,442	3,621,183	4,135,774	(514,591)
125	CCM LLC	336,012	478,770	(142,758)	-	(142,788)	142,788	336,012	335,982	30
126	CMKI LLC	242,257	179,368	62,889	-	58,392	(58,392)	242,257	237,760	4,497
127	Sonor Trade LLC	280,042	312,472	(32,430)	50,135	17,744	32,391	330,177	330,216	(39)
128	Suuri LLC	70,795	102,258	(31,463)	163,686	132,214	31,472	234,481	234,472	9
129	Seruun Selbe LLC	395,991	303,132	92,859	(39,940)	38,951	(78,891)	356,051	342,083	13,968
130	Tavan Tolgoi Trans LLC	2,781,785	4,476,522	(1,694,737)	(2,778,738)	(4,473,379)	1,694,641	3,047	3,143	(96)
131	Tavantolgoi JSC	57,922,095	25,774,297	32,147,798	-	32,711,250	(32,711,250)	57,922,095	58,485,547	(563,452)
132	Taliin Shigtgee LLC	232,645	227,961	4,684	-	1,000	(1,000)	232,645	228,961	3,684
133	Terra Energy LLC	158,872	164,722	(5,850)	331,503	332,224	(721)	490,375	496,946	(6,571)
134	TBE LLC	224,178	394,064	(169,886)	182,042	10,506	171,536	406,220	404,570	1,650
135	Tegshtplant LLC	541,128	408,992	132,136	(31,764)	100,397	(132,161)	509,364	509,389	(25)
136	Ten Khun LLC	2,182,301	2,702,377	(520,076)	498,891	(21,178)	520,069	2,681,192	2,681,199	(7)
137	Teso LLC	665,920	1,784,547	(1,118,627)	1,351,682	233,055	1,118,627	2,017,602	2,017,602	-
138	Tefis Mining LLC	872,126	512,480	359,646	(177,163)	179,113	(356,276)	694,963	691,593	3,370

No.	Company	Templates originally lodged			Adjustments			Final amounts		
		Company	Govt	Difference	Company	Govt	Difference	Company	Govt	Difference
139	Ulzgol LLC	659,728	610,796	48,932	(842)	48,098	(48,940)	658,886	658,894	(8)
140	Uugan Ilch LLC	163,772	158,751	5,021	4,454	9,475	(5,021)	168,226	168,226	-
141	Uuls Zaamar LLC	107,223	120,084	(12,861)	15,893	-	15,893	123,116	120,084	3,032
142	Focus Metal Mining LLC	200,571	109,949	90,622	(13,159)	77,462	(90,621)	187,412	187,411	1
143	Freegood Erin LLC	147,264	103,388	43,876	(2,703)	41,055	(43,758)	144,561	144,443	118
144	Fenchun International LLC	204,150	60,000	144,150	(141,000)	3,150	(144,150)	63,150	63,150	-
145	Khangad Exploration LLC	3,837,137	3,660,222	176,915	(160)	158,037	(158,197)	3,836,977	3,818,259	18,718
146	Khangii Prospecting LLC	103,131	99,617	3,514	(500)	3,014	(3,514)	102,631	102,631	-
147	Khangii Khuder LLC	41,982,396	84,125	41,898,271	(41,868,742)	29,256	(41,897,998)	113,654	113,381	273
148	Khartaivagatai JSC	187,456	149,034	38,422	(23,275)	15,834	(39,109)	164,181	164,868	(687)
149	Kharanga Khuder LLC	133,453	144,420	(10,967)	700	(10,260)	10,960	134,153	134,160	(7)
150	Hera Investment LLC	1,500	1,761,231	(1,759,731)	(1,442)	(1,761,173)	1,759,731	58	58	-
151	Khongor Khangain Erdenes LLC	112,291	111,262	1,029	-	-	-	112,291	111,262	1,029
152	Khotgor Shanaga LLC	296,127	248,073	48,054	47,017	95,039	(48,022)	343,144	343,112	32
153	Khukh Tur LLC	1,032,214	36,183	996,031	(996,512)	-	(996,512)	35,702	36,183	(481)
154	Huadi Kuonyez LLC	478,380	248,216	230,164	(30,145)	200,026	(230,171)	448,235	448,242	(7)
155	Khurgatai Khaikhan LLC	621,843	501,857	119,986	329,270	452,200	(122,930)	951,113	954,057	(2,944)
156	Khureedel LLC	477,844	330,450	147,394	(34,401)	116,987	(151,388)	443,443	447,437	(3,994)
157	Khuslemj LLC	136,527	117,925	18,602	(16,268)	4,190	(20,458)	120,259	122,115	(1,856)
158	Kheltrege LLC	2,239	1,732	507	(246)	250	(496)	1,993	1,982	11
159	Tsairtmineral LLC	25,124,486	24,878,642	245,844	217,532	427,315	(209,783)	25,342,018	25,305,957	36,061
160	Cement & Lime JSC	3,526,664	1,616,018	1,910,646	127,389	2,031,099	(1,903,710)	3,654,053	3,647,117	6,936
161	Central Asian Cement LLC	415,941	468,995	(53,054)	87,318	34,452	52,866	503,259	503,447	(188)
162	Central Asia Mining LLC	125,510	125,510	-	-	-	-	125,510	125,510	-
163	Tsevdeg LLC	114,655	67,609	47,046	1,043	48,089	(47,046)	115,698	115,698	-
164	Tsengeg-Orog LLC	191,100	169,501	21,599	9,290	30,889	(21,599)	200,390	200,390	-
165	Tsetsens Mining and Energy LLC	195,377	99,585	95,792	4,329	100,121	(95,792)	199,706	199,706	-
166	Chandmani Tal LLC	492,094	275,810	216,284	(174,130)	42,154	(216,284)	317,964	317,964	-
167	Chinkhua MAK Nariin Sukhait LLC	15,192,360	19,379,066	(4,186,706)	5,040,298	854,434	4,185,864	20,232,658	20,233,500	(842)
168	Shanlun LLC	887,599	702,956	184,643	(154,695)	30,933	(185,628)	732,904	733,889	(985)
169	Shanjin Ord LLC	2,846,287	1,744,579	1,101,708	(630,324)	471,252	(1,101,576)	2,215,963	2,215,831	132
170	Shar Narst LLC	494,817	403,554	91,263	(23,476)	76,160	(99,636)	471,341	479,714	(8,373)
171	Shariin Gol JSC	2,244,820	1,646,084	598,736	63,713	663,399	(599,686)	2,308,533	2,309,483	(950)
172	Shengangyuntun LLC	80,694	47,263	33,431	3,123	36,304	(33,181)	83,817	83,567	250
173	Shivee Ovoo JSC	2,477,044	1,407,961	1,069,083	3,047	1,072,012	(1,068,965)	2,480,091	2,479,973	118
174	Shin Shin LLC	3,157,261	6,995,768	(3,838,507)	4,387,526	549,019	3,838,507	7,544,787	7,544,787	-
175	Shine Asia Mining Group LLC	514,100	264,933	249,167	(185,864)	62,727	(248,591)	328,236	327,660	576

No.	Company	Templates originally lodged			Adjustments			Final amounts		
		Company	Govt	Difference	Company	Govt	Difference	Company	Govt	Difference
176	Shine Ilion Nen Yuan LLC	3,117,446	3,664,403	(546,957)	615,081	73,369	541,712	3,732,527	3,737,772	(5,245)
177	Shine Longda LLC	286,949	288,329	(1,380)	1,162	(208)	1,370	288,111	288,121	(10)
178	Shine Shivee LLC	521,143	199,063	322,080	15	337,157	(337,142)	521,158	536,220	(15,062)
179	Sheiman LLC	118,371	176,516	(58,145)	59,235	1,024	58,211	177,606	177,540	66
180	Ejbalei LLC	225,623	57,482	168,141	(28,366)	139,795	(168,161)	197,257	197,277	(20)
181	APEXPRO LLC	214,565	260,979	(46,414)	48,063	-	48,063	262,628	260,979	1,649
182	HMMB LLC	1,114,349	1,172,106	(57,757)	69,226	11,409	57,817	1,183,575	1,183,515	60
183	MJB LLC	102,734	104,291	(1,557)	7,050	4,762	2,288	109,784	109,053	731
184	MPHCL LLC	1,045,681	973,802	71,879	(599)	71,280	(71,879)	1,045,082	1,045,082	-
185	MCGT LLC	60,550	119,692	(59,142)	-	(55,503)	55,503	60,550	64,189	(3,639)
186	MCTT LLC	485,489	317,821	167,668	13,518	178,056	(164,538)	499,007	495,877	3,130
187	MMRI LLC	144,880	148,180	(3,300)	(600)	(3,900)	3,300	144,280	144,280	-
188	Emeelt Mines LLC	138,012	102,615	35,397	13,275	48,672	(35,397)	151,287	151,287	-
189	NPI LLC	489,445	510,459	(21,014)	834	(2,212)	3,046	490,279	508,247	(17,968)
190	Energy Resource LLC	111,637,495	114,879,543	(3,242,048)	283,688	(2,951,230)	3,234,918	111,921,183	111,928,313	(7,130)
191	Erdene Mongol LLC	167,493	92,170	75,323	42,451	117,906	(75,455)	209,944	210,076	(132)
192	Erdenedalai Coal LLC	140,489	140,044	445	305	750	(445)	140,794	140,794	-
193	Erdenejas LLC	208,898	158,984	49,914	3,097	53,050	(49,953)	211,995	212,034	(39)
194	Erdenes MGL LLC	80,162,747	824,569	79,338,178	(21,321)	79,317,614	(79,338,935)	80,141,426	80,142,183	(757)
195	Erdenes Tavan Tolgoi JSC	27,885,964	107,537,683	(79,651,719)	13,507,402	(66,144,928)	79,652,330	41,393,366	41,392,755	611
196	Erdenet Mining Corporation LLC	525,419,931	485,205,631	40,214,300	(5,658,166)	34,521,144	(40,179,310)	519,761,765	519,726,775	34,990
197	Erel Cement LLC	537,363	1,221,996	(684,633)	(171,793)	(847,993)	676,200	365,570	374,003	(8,433)
198	SBF LLC	403,405	351,782	51,623	691	56,890	(56,199)	404,096	408,672	(4,576)
199	ESTO LLC	586,149	320,570	265,579	(585,421)	(319,842)	(265,579)	728	728	-
200	Universal Resources LLC	117,794	107,875	9,919	90,134	99,801	(9,667)	207,928	207,676	252
Total		1,651,425,548	1,501,051,338	150,374,210	(57,310,907)	92,702,337	(150,013,244)	1,594,114,641	1,593,753,675	360,966

ANNEX 2. Reconciliation by revenue streams

Amounts in K MNT

N°	Description of payment	Templates originally lodged			Adjustments			Final amounts		
		Company	Govt	Difference	Company	Govt	Difference	Company	Govt	Difference
A- Basic payments										
1. Taxation, payment, fee and dividend paid to State Budget		1,516,792,498	1,441,840,478	74,952,020	(30,037,836)	46,359,247	(76,397,083)	1,486,754,662	1,488,199,725	(1,445,063)
1.1.1	Corporate income tax	185,668,637	182,236,414	3,432,223	6,608,785	10,084,816	(3,476,031)	192,277,422	192,321,230	(43,808)
1.1.2	Customs tax	113,993,039	61,657,998	52,335,041	(53,658,328)	(1,470,004)	(52,188,324)	60,334,711	60,187,994	146,717
1.1.3	Value Added Tax (VAT)	163,036,962	222,890,465	(59,853,503)	56,285,713	(3,711,462)	59,997,175	219,322,675	219,179,003	143,672
1.1.4	Excise tax on vehicle fuel and oil materials	598,553	3,874,753	(3,276,200)	2,086,539	(999,855)	3,086,394	2,685,092	2,874,898	(189,806)
1.1.5	Tax on petrol and diesel fuel	399,074	1,871,465	(1,472,391)	1,448,121	1,117	1,447,004	1,847,195	1,872,582	(25,387)
1.2.1	Fee and extra charges for exploitation of mineral resources	539,038,876	513,342,024	25,696,852	(28,623,831)	(2,931,376)	(25,692,455)	510,415,045	510,410,648	4,397
1.2.2	Licence fee for exploitation and exploration of mineral resources	20,006,884	20,025,620	(18,736)	(671,423)	(667,164)	(4,259)	19,335,461	19,358,456	(22,995)
1.2.3	Payment for deposit, exploration of which was carried out by the Government	1,500,802	1,302,724	198,078	(6,988)	190,425	(197,413)	1,493,814	1,493,149	665
1.2.4	Workplace payment of foreign specialist and labour force (State Budget)	9,535,569	9,440,859	94,710	833,655	1,052,982	(219,327)	10,369,224	10,493,841	(124,617)
1.2.5	Bonus after signing Product sharing agreement / only year of contract	123	487,498	(487,375)	487,492	-	487,492	487,615	487,498	117
1.2.6	Bonus for commencement of production in according to Product sharing agreement	-	-	-	-	-	-	-	-	-
1.2.7	Bonus for training in according to Product sharing agreement	894,499	860,424	34,075	(33,988)	-	(33,988)	860,511	860,424	87
1.2.8	Field deposit in according to Product sharing agreement (area pledge under the Product sharing agreement)	579,201	663,045	(83,844)	83,907	-	83,907	663,108	663,045	63
1.2.9	Administration and service charges in according to Product sharing agreement	139,524	139,524	-	-	-	-	139,524	139,524	-
1.2.10	Fee for supporting field office in according to Product sharing agreement	644,397	862,521	(218,124)	216,542	-	216,542	860,939	862,521	(1,582)
1.2.11	Fee for air pollution	22,080,362	22,203,544	(123,182)	315,708	191,705	124,003	22,396,070	22,395,249	821
1.2.12	Social and health insurance charges paid from entity	99,745,250	60,192,206	39,553,044	2,310,618	42,124,378	(39,813,760)	102,055,868	102,316,584	(260,716)
1.3.1	Customs service fee	26,997,168	39,727,680	(12,730,512)	6,081,987	(5,585,824)	11,667,811	33,079,155	34,141,856	(1,062,701)
1.4.1	Dividend on State Property	114,621,665	114,621,665	-	-	-	-	114,621,665	114,621,665	-
1.5.1	Advance payments paid to GoM	80,000,000	80,000,000	-	-	-	-	80,000,000	80,000,000	-
1.5.2	Income to GoM according to Law on Nuclear Energy	-	-	-	-	-	-	-	-	-
1.5.3	Petroleum income per Government according to Product sharing agreement	100,885,111	100,885,111	-	-	-	-	100,885,111	100,885,111	-

N°	Description of payment	Templates originally lodged			Adjustments			Final amounts		
		Company	Govt	Difference	Company	Govt	Difference	Company	Govt	Difference
1.5.4	Of which: Royalty	303,800	303,800	-	-	-	-	303,800	303,800	-
1.6.1	Penalty (State Budget)	5,579,018	104,705	5,474,313	2,600,491	8,071,857	(5,471,366)	8,179,509	8,176,562	2,947
1.6.2	Compensation (State Budget)	6,849,846	4,075,814	2,774,032	(2,777,485)	9,776	(2,787,261)	4,072,361	4,085,590	(13,229)
1.6.3	Windfall tax	67,180	68,495	(1,315)	1,315	-	1,315	68,495	68,495	-
1.6.4	Other (State Budget)	23,626,958	2,124	23,624,834	(23,626,666)	(2,124)	(23,624,542)	292	-	292
2. Taxation, payment, fee and dividend paid to Local budget		104,593,421	53,778,961	50,814,460	(11,752,318)	38,663,637	(50,415,955)	92,841,103	92,442,598	398,505
2.1.1	Real estate tax	4,822,158	4,618,524	203,634	(383,582)	(125,742)	(257,840)	4,438,576	4,492,782	(54,206)
2.1.2	Tax on vehicles and self-moving mechanisms	1,115,695	1,772,250	(656,555)	12,727	(601,480)	614,207	1,128,422	1,170,770	(42,348)
2.2.1	Land fee	14,086,034	11,794,453	2,291,581	(2,219,622)	49,013	(2,268,635)	11,866,412	11,843,466	22,946
2.2.2	Fee for water use	8,934,523	8,826,125	108,398	(143,706)	(59,732)	(83,974)	8,790,817	8,766,393	24,424
2.2.3	Fee for use of mineral resources of wide spread	4,408,586	3,485,542	923,044	(660,054)	6,951	(667,005)	3,748,532	3,492,493	256,039
2.2.4	Workplace payment of foreign specialist and labour force (Local Budget)	3,663,232	361,947	3,301,285	(324,303)	2,931,092	(3,255,395)	3,338,929	3,293,039	45,890
2.2.5	Received assistance in according to Product sharing agreement	320,586	-	320,586	(173,695)	131,579	(305,274)	146,891	131,579	15,312
2.4.1	Dividend on Local State Property	33,001,817	-	33,001,817	(25)	33,000,000	(33,000,025)	33,001,792	33,000,000	1,792
2.5.1	Penalty (Local Budget)	10,931,311	19,527,546	(8,596,235)	4,401,998	(4,243,661)	8,645,659	15,333,309	15,283,885	49,424
2.5.2	Compensation (Local Budget)	1,142,934	-	1,142,934	(8,784)	1,134,150	(1,142,934)	1,134,150	1,134,150	-
2.5.3	Contribution at rate of 50% to Environment protection expense to the Special Account	2,275,770	1,857,314	418,456	230,925	539,237	(308,312)	2,506,695	2,396,551	110,144
2.5.4	Other (Local Budget)	19,890,775	1,535,260	18,355,515	(12,484,197)	5,902,230	(18,386,427)	7,406,578	7,437,490	(30,912)
3. Donation and assistance paid to state entities		30,039,629	5,431,899	24,607,730	(15,520,753)	7,679,453	(23,200,206)	14,518,876	13,111,352	1,407,524
3.1	Monetary donation and assistance received by Ministries and Agencies	5,786,144	5,000	5,781,144	(88,185)	5,658,581	(5,746,766)	5,697,959	5,663,581	34,378
3.2	Non-monetary donation and assistance received by Ministries and Agencies	219,988	-	219,988	-	-	-	219,988	-	219,988
3.3	Monetary donation and assistance paid to aimags and capital city	1,302,920	1,823,687	(520,767)	695,496	164,445	531,051	1,998,416	1,988,132	10,284
3.4	Non-monetary donation and assistance paid to aimags and capital city	721,787	35,000	686,787	(2,515)	4,296	(6,811)	719,272	39,296	679,976
3.5	Monetary donation and assistance paid to soums and districts	2,291,026	1,741,981	549,045	(120,400)	427,291	(547,691)	2,170,626	2,169,272	1,354
3.6	Non-monetary donation and assistance paid to soums and districts	1,991,890	1,816,323	175,567	1,418,087	1,332,831	85,256	3,409,977	3,149,154	260,823
3.7	Monetary donation and assistance paid to other entities	323,060	9,000	314,060	(27,319)	86,080	(113,399)	295,741	95,080	200,661
3.8	Non-monetary donation and assistance paid to other entities	17,402,814	908	17,401,906	(17,395,917)	5,929	(17,401,846)	6,897	6,837	60
Total Basic payments		1,651,425,548	1,501,051,338	150,374,210	(57,310,907)	92,702,337	(150,013,244)	1,594,114,641	1,593,753,675	360,966

ANNEX 3: Detail of taxes, fees and other payments made by the extractive companies to the Local Budget

Recipients	Real estate tax	Tax on vehicles and self-moving mechanisms	Land fee	Fee for water use	Fee for use of mineral resources of wide spread	Workplace payment of foreign specialist and labour force	Received assistance in according to Product sharing agreement	Dividend on Local State Property	Penalty	Compensation	Contribution at rate of 50% to Environment protection expense to the Special Account	Other	Total
Umnugobi aimag	432,503	249,256	2,761,718	269,888	3,295,549			33,000,000	1,049,105	1,000,000	35,072	7,392,512	49,485,603
Mongolian Tax Authority									13,913,195				13,913,195
Orkhon aimag	2,657,601	56,341	7,758,621	170	2,317								10,475,050
Bulgan aimag	212	1,648	16,012	6,850,428							5,000		6,873,300
Social Welfare and Labor Department						3,338,929							3,338,929
Ministry of Environment and Green Development											1,731,933		1,731,933
Selenge aimag	432,651	49,827	127,108	290,334	220				432		2,600	183	903,355
Tuv aimag	7,767	19,352	366,453	282,245	56,841				10,175		8,350		751,183
Baganuur district	107,415	16,382	253,423	143,874									521,094
Sukhbaatar aimag	221,710	9,473	9,188	199,618	42,000						18,475		500,464
Khentii aimag	42,770	15,948	28,012	126,635	254,309				1,000		22,583		491,257
Darkhan-Uul aimag	74,485	51,597	72,257	33,508	36,438				74,611	133,386	5,775		482,057
Dornogobi aimag	16,552	1,806	70,045	19,656			131,579		3,610		147,387		390,635
Uvurkhangai aimag		1,082	8,524	45,713							324,775		380,094
Bayanzurkh district	38,365	279,856	10,757						47,677				376,655
Gobisumber aimag	102,948	1,774	6,469	226,670					26,247		6,000		370,108
Dornod aimag	41,798	10,187	69,303	126,377	1,130				8,400		56,519		313,714
Gobi-Altai aimag	23,115	106,392	34,202	56,214	26,474		8,530	1,792	1,181		28,700	13,883	300,483
Sukhbaatar district	53,429	143,974							65,368				262,771
Bayankhongor aimag	1,072	3,270	59,640	35,341			6,782		13,917		3,350		123,372
Khan-Uul district	87,253	13,979	300		6,512				1,203				109,247
Khovd aimag	21,921	1,137	44,304	8,668	9,400				1,000		19,100		105,530
Dundgobi aimag	495	3,980	37,998	16,338	500				21,454		8,030		88,795
Chingeltei district	19,040	38,013	500						19,170				76,723
Bayangol district	18,035	31,047							26,057				75,139
Arkhangai aimag	8,180	1,540	49,341	7,596							2,650		69,307
Zavkhan aimag			3,700	24,761	16,262				7,250		7,250		59,223
Nalaikh district	321	2,120	51,898	134									54,473

Recipients	Real estate tax	Tax on vehicles and self-moving mechanisms	Land fee	Fee for water use	Fee for use of mineral resources of wide spread	Workplace payment of foreign specialist and labour force	Received assistance in according to Product sharing agreement	Dividend on Local State Property	Penalty	Compensation	Contribution at rate of 50% to Environment protection expense to the Special Account	Other	Total
Capital Ulaanbaatar			19,668						31,221				50,889
Khuvsgul aimag	14,399			25,409							7,625		47,433
Bayan-Ulgii aimag			1,600	200							43,421		45,221
Uvs aimag	8,614	2,189	5,371	1,040	580					764	22,100		40,658
Songinokhairkhan district	5,925	16,252							2,243				24,420
State Specialized Inspection Agency									8,793				8,793
Total	4,438,576	1,128,422	11,866,412	8,790,817	3,748,532	3,338,929	146,891	33,001,792	15,333,309	1,134,150	2,506,695	7,406,578	92,841,103

ANNEX 4: Detail of donations and assistance made by extractive companies to state entities

Recipients	Monetary donation and assistance received by Ministries and Agencies	Non-monetary donation and assistance received by Ministries and Agencies	Monetary donation and assistance paid to aimags and capital city	Non-monetary donation and assistance paid to aimags and capital city	Monetary donation and assistance paid to soums and districts	Non-monetary donation and assistance paid to soums and districts	Monetary donation and assistance paid to other entities	Non-monetary donation and assistance paid to other entities	Total
Ministry of Health	5,540,693	155,335	-	-	-	-	-	-	5,696,028
Umnugobi aimag	70,953	-	10,000	693,817	106,017	2,860,682	115,861	5,929	3,863,259
Khovd aimag	-	-	1,000,000	-	132,750	302	-	-	1,133,052
Selenge aimag	-	-	700	5,500	1,119,584	-	-	-	1,125,784
Sukhbaatar aimag	-	-	506,100	-	123,841	17,324	46,400	-	693,665
Gobi-Altai aimag	-	-	5,000	-	56,168	279,196	-	-	340,364
Dornod aimag	500	-	71,984	-	59,832	106,689	32,950	-	271,955
Dornogobi aimag	-	-	9,000	-	228,233	-	2,500	-	239,733
Bayankhongor aimag	-	-	41,745	18,000	65,454	93,110	2,900	-	221,209
Tuv aimag	-	-	64,221	-	120,462	11,171	910	-	196,764
Khuvsgul aimag	-	-	175,000	-	17,116	-	-	-	192,116
Other entities	32,369	35,117	-	-	3,800	-	46,420	-	117,706
Dundgobi aimag	-	-	50,000	-	38,485	10,000	-	-	98,485
Orkhon aimag	-	-	50,000	-	-	-	16,500	968	67,468
Mineral Resources Authority	24,860	28,536	-	-	-	-	-	-	53,396
Uvs aimag	-	-	-	-	15,423	25,000	4,000	-	44,423
Darkhan-Uul aimag	-	-	300	1,955	35,000	400	5,000	-	42,655
Khentii aimag	-	-	13,166	-	11,540	250	3,300	-	28,256
Uvurkhangai aimag	-	-	-	-	12,000	-	6,000	-	18,000
Bulgan aimag	-	-	-	-	12,000	-	-	-	12,000
Gobisumber aimag	-	-	-	-	5,500	5,853	-	-	11,353
State Property Committee	11,178	-	-	-	-	-	-	-	11,178
Mongolian University of Science and Technology	-	-	-	-	-	-	10,000	-	10,000
Ministry of Minerals and Energy	7,233	1,000	-	-	-	-	-	-	8,233
Institute of Archaeology	7,900	-	-	-	-	-	-	-	7,900
Bayan-Ulgii aimag	-	-	-	-	6,421	-	-	-	6,421

Recipients	Monetary donation and assistance received by Ministries and Agencies	Non-monetary donation and assistance received by Ministries and Agencies	Monetary donation and assistance paid to aimags and capital city	Non-monetary donation and assistance paid to aimags and capital city	Monetary donation and assistance paid to soums and districts	Non-monetary donation and assistance paid to soums and districts	Monetary donation and assistance paid to other entities	Non-monetary donation and assistance paid to other entities	Total
Arkhangai aimag	-	-	-	-	-	-	3,000	-	3,000
Zavkhan aimag	-	-	1,200	-	1,000	-	-	-	2,200
Petroleum Authority	2,000	-	-	-	-	-	-	-	2,000
Ministry of Environment and Green Development	273	-	-	-	-	-	-	-	273
Total	5,697,959	219,988	1,998,416	719,272	2,170,626	3,409,977	295,741	6,897	14,518,876

ANNEX 5. Unreconciled differences by payment stream

We set out in the table below the analysis of the unreconciled differences by payment stream:

No.	Revenue stream	Unreconciled difference	Reasons for differences							Exchange rate difference	Not material difference <MNT 100K
			Reporting template not submitted by the extractive company	Supporting documents do not match Govt Body report	Missing extractive company detail by payment	Missing Govt Body detail by payment	Tax not reported by the extractive company	Tax not reported by the Govt Body	Detail of payments could not be used		
A- Basic payments											
1. Taxation, payment, fee and dividend paid to State Budget			(619,633)	-	850,973	18,742	(1,471,534)	66,733	(291,265)	1,156	(235)
1.1.1	Corporate income tax	(43,808)	(5,533)	-	(34,391)	-	(4,471)	815	(291)	-	63
1.1.2	Customs tax	146,717	-	-	160,582	(686)	(13,193)	26,635	(27,062)	419	22
1.1.3	Value Added Tax (VAT)	143,672	-	-	489,794	(1,440)	(27,836)	5,700	(322,144)	(97)	(305)
1.1.4	Excise tax on vehicle fuel and oil materials	(189,806)	-	-	(119,136)	-	(72,009)	1,339	-	-	-
1.1.5	Tax on petrol and diesel fuel	(25,387)	-	-	(24,310)	-	(1,614)	-	581	-	(44)
1.2.1	Fee and extra charges for exploitation of mineral resources	4,397	-	-	14,253	-	(55,000)	13,845	31,348	-	(49)
1.2.2	Licence fee for exploitation and exploration of mineral resources	(22,995)	-	-	(15,984)	(409)	(4,119)	-	(3,256)	858	(85)
1.2.3	Payment for deposit, exploration of which was carried out by the Government	665	-	-	-	-	-	752	-	(48)	(39)
1.2.4	Workplace payment of foreign specialist and labour force (State Budget)	(124,617)	(614,100)	-	654,813	-	(171,099)	6,737	(1,079)	-	111
1.2.5	Bonus after signing Product sharing agreement / only year of contract	117	-	-	-	-	-	123	-	-	(6)
1.2.7	Bonus for training in according to Product sharing agreement	87	-	-	-	-	-	-	-	33	54
1.2.8	Field deposit in according to Product sharing agreement (area pledge under the Product sharing agreement)	63	-	-	-	-	-	-	-	(4)	67
1.2.10	Fee for supporting field office in according to Product sharing agreement	(1,582)	-	-	-	-	-	-	(1,581)	(5)	4
1.2.11	Fee for air pollution	821	-	-	605	-	-	52	-	-	164
1.2.12	Social and health insurance charges paid from entity	(260,716)	-	-	(269,643)	(190)	-	520	8,529	-	68

No.	Revenue stream	Unreconciled difference	Reasons for differences							Exchange rate difference	Not material difference <MNT 100K
			Reporting template not submitted by the extractive company	Supporting documents do not match Govt Body report	Missing extractive company detail by payment	Missing Govt Body detail by payment	Tax not reported by the extractive company	Tax not reported by the Govt Body	Detail of payments could not be used		
1.3.1	Customs service fee	(1,062,701)	-	-	(2,552)	21,467	(1,104,081)	-	23,080	-	(615)
1.6.1	Penalty (State Budget)	2,947	-	-	-	-	(5,550)	7,560	610	-	327
1.6.2	Compensation (State Budget)	(13,229)	-	-	(3,058)	-	(12,562)	2,391	-	-	-
1.6.4	Other (State Budget)	292	-	-	-	-	-	264	-	-	28
2.	Taxation, payment, fee and dividend paid to Local budget	398,505	(13,541)	(631)	28,604	(28,158)	(102,163)	502,900	11,768	-	(274)
2.1.1	Real estate tax	(54,206)	-	-	(43,669)	16	(8,977)	-	(1,555)	-	(21)
2.1.2	Tax on vehicles and self-moving mechanisms	(42,348)	(6,361)	(1,051)	(649)	(7,331)	(38,903)	3,752	8,644	-	(449)
2.2.1	Land fee	22,946	-	420	3,740	-	(7,867)	28,342	(1,838)	-	149
2.2.2	Fee for water use	24,424	(7,180)	-	5,301	89	(1,338)	29,084	(1,602)	-	70
2.2.3	Fee for use of mineral resources of wide spread	256,039	-	-	410	-	-	254,529	1,100	-	-
2.2.4	Workplace payment of foreign specialist and labour force (Local Budget)	45,890	-	-	-	-	-	45,890	-	-	-
2.2.5	Received assistance in according to Product sharing agreement	15,312	-	-	-	-	-	15,312	-	-	-
2.4.1	Dividend on Local State Property	1,792	-	-	-	-	-	1,792	-	-	-
2.5.1	Penalty (Local Budget)	49,424	-	-	(4,648)	-	(858)	55,345	(348)	-	(67)
2.5.3	Contribution at rate of 50% to Environment protection expense to the Special Account	110,144	-	-	69,172	8,347	(43,470)	68,671	7,367	-	57
2.5.4	Other (Local Budget)	(30,912)	-	-	(1,053)	(29,279)	(750)	183	-	-	(13)
3.	Donation and assistance paid to state entities	1,407,524	-	-	34,173	15,900	(295,713)	1,621,604	31,351	184	25
3.1	Monetary donation and assistance received by Ministries and Agencies	34,378	-	-	-	7,900	-	26,478	-	-	-
3.2	Non-monetary donation and assistance received by Ministries and Agencies	219,988	-	-	-	-	-	219,988	-	-	-
3.3	Monetary donation and assistance paid to aimags and capital city	10,284	-	-	1,000	(4,000)	(7,000)	20,100	-	184	-
3.4	Non-monetary donation and assistance paid to aimags and capital city	679,976	-	-	-	-	-	674,945	5,031	-	-
3.5	Monetary donation and assistance paid to soums and districts	1,354	-	-	473	12,000	(139,805)	102,341	26,320	-	25

No.	Revenue stream	Unreconciled difference	Reasons for differences								
			Reporting template not submitted by the extractive company	Supporting documents do not match Govt Body report	Missing extractive company detail by payment	Missing Govt Body detail by payment	Tax not reported by the extractive company	Tax not reported by the Govt Body	Detail of payments could not be used	Exchange rate difference	Not material difference <MNT 100K
3.6	Non-monetary donation and assistance paid to soums and districts	260,823	-	-	-	-	(148,000)	408,823	-	-	-
3.7	Monetary donation and assistance paid to other entities	200,661	-	-	32,700	-	-	167,961	-	-	-
3.8	Non-monetary donation and assistance paid to other entities	60	-	-	-	-	(908)	968	-	-	-
Total		360,966	(633,174)	(631)	913,750	6,484	(1,869,410)	2,191,237	(248,146)	1,340	(484)

Final unreconciled differences by companies

No.	Company	Extractive companies (K MNT)	Government (K MNT)	Differences (K MNT)
1	Avdar Bayan LLC	81,241	81,241	-
2	AGM Mining LLC	259,972	307,972	(48,000)
3	Adamas Mining LLC	107,453	107,453	-
4	Adil-Och LLC	194,446	194,511	(65)
5	Aduunchuluun JSC	863,982	863,979	3
6	Asiagold Mongolia LLC	227,863	222,857	5,006
7	Altain Khuder LLC	22,754,141	22,428,073	326,068
8	Altan Dornod Mongol LLC	9,762,567	9,762,567	-
9	Altanrio Mongolia LLC	259,676	259,834	(158)
10	And Survey LLC	131,808	131,862	(54)
11	Andiin Ilch LLC	2,562,090	2,560,172	1,918
12	Anian Resources LLC	140,016	134,166	5,850
13	Ankhai-International LLC	3,050,049	3,036,426	13,623
14	AUM LLC	2,002,445	2,004,035	(1,590)
15	Baganuur JSC	8,430,402	8,430,470	(68)
16	Badmaarag Khash LLC	408,539	408,539	-
17	Batu Mining Mongolia LLC	210,673	198,623	12,050
18	Bayalag Ord LLC	213,455	158,512	54,943
19	Bayan-Erch LLC	2,175,395	2,175,492	(97)
20	Bayan Airag Exploration LLC	2,375,038	2,475,423	(100,385)
21	Bayantegsh Impex LLC	146,623	142,945	3,678
22	Bayanteeg JSC	262,013	262,013	-
23	BDBL LLC	154,430	124,648	29,782
24	BCMM LLC	127,172	129,603	(2,431)
25	BHM LLC	334,798	322,890	11,908
26	Bilguuntrade LLC	545	545	-
27	Blake Mount Mining LLC	90,743	89,052	1,691
28	Bold Tumor Eruu Gol LLC	37,918,359	37,908,463	9,896
29	Boroo Gold LLC	33,669,722	33,478,789	190,933
30	Bridge Construction LLC	920	920	-
31	Broad LLC	254,313	254,313	-
32	Bud Undram LLC	188,802	188,802	-
33	Bulgan Gangat LLC	681,504	681,591	(87)
34	Bumbat Resources LLC	98,974	98,974	-
35	Bumbat LLC	2,068,798	2,068,798	-
36	Berkh-Uul LLC	225,360	225,360	-
37	Berkh Resources LLC	344,176	309,059	35,117
38	Beren Group LLC	404,226	404,353	(127)
39	Beren Mining LLC	358,429	360,959	(2,530)
40	Vantage LLC	187,946	187,981	(35)
41	Voyager Gold LLC	109,609	109,399	210
42	Galaxy Mining Mongolia	455,344	455,344	-
43	Gan-Ilch LLC	189,553	189,016	537
44	Gatsuurt LLC	1,433,437	1,433,437	-
45	GBNB LLC	1,014,258	1,014,258	-
46	Geosan LLC	689,969	688,630	1,339
47	Gobi Coal and Energy LLC	972,771	970,221	2,550
48	Gobi Exploration LLC	523,723	523,723	-
49	Gobi Energy Partners LLC	896,460	895,460	1,000
50	Golden Cross LLC	445,694	445,494	200
51	Golden Sea Petroleum LLC	1,309,534	1,194,612	114,922
52	Grand Montana Mining LLC	96,473	95,973	500

No.	Company	Extractive companies (K MNT)	Government (K MNT)	Differences (K MNT)
53	Gurvan Tukhum LLC	374,406	374,406	-
54	Darkhan Bor Khujiir LLC	281,398	82,012	199,386
55	Darkhan Tumurlugiin Uildver JSC	13,281,228	13,281,228	-
56	Darkhan Shar Burd LLC	11,559	11,559	-
57	Datsan Trade LLC	544,629	544,429	200
58	Dongsheng Petroleum LLC	-	633,174	(633,174)
59	Duchin Delgerekh LLC	288,821	288,961	(140)
60	Dun Yuan LLC	563,353	563,346	7
61	Dun-Erdene LLC	134,768	130,761	4,007
62	DUN LI LLC	140,546	140,495	51
63	Jado Zambala LLC	173,514	173,514	-
64	Jinghua Ord LLC	827,231	823,575	3,656
65	Jotoin Bajuuna LLC	202,383	202,333	50
66	Jun Yuan LLC	286,900	243,478	43,422
67	Zanadu Copper Mongolia LLC	68,151	68,151	-
68	Zaraya Holdings LLC	374,005	366,505	7,500
69	Zhu Yu E LLC	1,155,008	1,150,827	4,181
70	Zon Hen Yun Tian LLC	691,261	691,261	-
71	Zuun Naiman Suvraga LLC	891,289	890,811	478
72	Ing Hu LLC	98,595	98,095	500
73	Ikh Gobi Energy LLC	659,672	656,191	3,481
74	Ikh Tokhoirol LLC	140,964	140,850	114
75	Casiop Contact LLC	427,693	424,770	2,923
76	Catcorp Mongolia LLC	592,440	573,674	18,766
77	Kojegobi LLC	2,482,004	2,481,046	958
78	KVP LLC	117,995	105,025	12,970
79	Lutchuluu LLC	3,671,296	3,661,717	9,579
80	Magnai Trade LLC	30,214,617	30,217,564	(2,947)
81	Max Impex LLC	4,197	3,997	200
82	Mandal-Altai Group LLC	112,012	126,123	(14,111)
83	MARCO POLO LLC	1,952,982	1,944,732	8,250
84	Mon En Ko LLC	5,306,166	5,335,783	(29,617)
85	Mogol International LLC	350,076	348,326	1,750
86	Monvolfram LLC	47,614	47,592	22
87	Mongol Altai Resources LLC	363,026	353,289	9,737
88	Mongol Gazar LLC	480,411	428,507	51,904
89	Mongol Metal Mining LLC	545,163	545,209	(46)
90	Mongolbulgar Geo LLC	403,131	359,975	43,156
91	Mongolrustsvetmet LLC	12,108,432	12,047,525	60,907
92	Mongol Czech Metall LLC	452,608	453,010	(402)
93	Mongolyn Alt Mak LLC	86,161,824	86,103,290	58,534
94	Mondulaan Trade LLC	4,496,303	4,472,341	23,962
95	Monlaa LLC	1,284,796	1,285,180	(384)
96	Monpolimet LLC	5,175,639	5,175,770	(131)
97	Munkh Noyon Suvarga LLC	1,461,161	1,448,784	12,377
98	NABD LLC	152,867	166,178	(13,311)
99	Narantuul Trade LLC	883,341	872,692	10,649
100	NK LLC	133,627	134,644	(1,017)
101	Northwind LLC	402,893	402,576	317
102	Odod Gold LLC	659,919	634,558	25,361
103	Olova LLC	183,826	180,805	3,021
104	Olon Ovoot Gold LLC	4,198,883	4,144,830	54,053
105	ONTRE LLC	1,561,368	1,560,539	829
106	Ord Talst LLC	96,480	94,403	2,077
107	Orchlon Construction LLC	-	-	-

No.	Company	Extractive companies (K MNT)	Government (K MNT)	Differences (K MNT)
108	Ochir Tuv LLC	1,132,837	1,157,850	(25,013)
109	Ochir-Undraa LLC	3,186,917	3,186,917	-
110	Oyu Tolgoi LLC	201,967,916	201,918,246	49,670
111	Urmun-Uul LLC	1,297,683	1,297,720	(37)
112	OGCHL LLC	1,076,536	1,076,536	-
113	Petro Matad LLC	690,087	690,939	(852)
114	Petro China Dachin Tamsag LLC	105,656,807	104,864,082	792,725
115	Poloresources - Peabody Winsway Resources	792,849	792,849	-
116	Reservoir Moly Mongolia LLC	157,638	173,308	(15,670)
117	Reo LLC	242,096	259,114	(17,018)
118	Redhill Mongolia LLC	590,466	615,815	(25,349)
119	Samton Morris LLC	156,822	154,642	2,180
120	Sansaryn Geology Khaiguul LLC	166,000	184,646	(18,646)
121	South Gobi Blake Gold LLC	118,120	118,120	-
122	Southgobi Sands LLC	37,715,486	37,715,532	(46)
123	Centerra Gold Mongolia LLC	916,279	916,279	-
124	COAL LLC	3,621,183	4,135,774	(514,591)
125	CCM LLC	336,012	335,982	30
126	CMKI LLC	242,257	237,760	4,497
127	Sonor Trade LLC	330,177	330,216	(39)
128	Suuri LLC	234,481	234,472	9
129	Seruun Selbe LLC	356,051	342,083	13,968
130	Tavan Tolgoi Trans LLC	3,047	3,143	(96)
131	Tavantolgoi JSC	57,922,095	58,485,547	(563,452)
132	Taliin Shigtgee LLC	232,645	228,961	3,684
133	Terra Energy LLC	490,375	496,946	(6,571)
134	TBE LLC	406,220	404,570	1,650
135	Tegshtplant LLC	509,364	509,389	(25)
136	Ten Khun LLC	2,681,192	2,681,199	(7)
137	Teso LLC	2,017,602	2,017,602	-
138	Tefis Mining LLC	694,963	691,593	3,370
139	Ulzgol LLC	658,886	658,894	(8)
140	Uugan Ilch LLC	168,226	168,226	-
141	Uuls Zaamar LLC	123,116	120,084	3,032
142	Focus Metal Mining LLC	187,412	187,411	1
143	Freegood Erin LLC	144,561	144,443	118
144	Fenchun International LLC	63,150	63,150	-
145	Khangad Exploration LLC	3,836,977	3,818,259	18,718
146	Khangi Prospecting LLC	102,631	102,631	-
147	Khangi Khuder LLC	113,654	113,381	273
148	Khartarvagatai JSC	164,181	164,868	(687)
149	Kharanga Khuder LLC	134,153	134,160	(7)
150	Hera Investment LLC	58	58	-
151	Khongor Khangain Erdenes LLC	112,291	111,262	1,029
152	Khotgor Shanaga LLC	343,144	343,112	32
153	Khukh Tur LLC	35,702	36,183	(481)
154	Huadi Kuonyez LLC	448,235	448,242	(7)
155	Khurgatai Khairkhan LLC	951,113	954,057	(2,944)
156	Khureedel LLC	443,443	447,437	(3,994)
157	Khuslemj LLC	120,259	122,115	(1,856)
158	Kheltrege LLC	1,993	1,982	11
159	Tsairtmineral LLC	25,342,018	25,305,957	36,061
160	Cement & Lime JSC	3,654,053	3,647,117	6,936
161	Central Asian Cement LLC	503,259	503,447	(188)
162	Central Asia Mining LLC	125,510	125,510	-

No.	Company	Extractive companies (K MNT)	Government (K MNT)	Differences (K MNT)
163	Tsevdeg LLC	115,698	115,698	-
164	Tsengeg-Orog LLC	200,390	200,390	-
165	Tsetsens Mining and Energy LLC	199,706	199,706	-
166	Chandmani Tal LLC	317,964	317,964	-
167	Chinkhua MAK Nariin Sukhait LLC	20,232,658	20,233,500	(842)
168	Shanlun LLC	732,904	733,889	(985)
169	Shanjin Ord LLC	2,215,963	2,215,831	132
170	Shar Narst LLC	471,341	479,714	(8,373)
171	Shariin Gol JSC	2,308,533	2,309,483	(950)
172	Shengangyuntun LLC	83,817	83,567	250
173	Shivee Ovoo JSC	2,480,091	2,479,973	118
174	Shin Shin LLC	7,544,787	7,544,787	-
175	Shine Asia Mining Group LLC	328,236	327,660	576
176	Shine Ilion Nen Yuan LLC	3,732,527	3,737,772	(5,245)
177	Shine Longda LLC	288,111	288,121	(10)
178	Shine Shivee LLC	521,158	536,220	(15,062)
179	Sheiman LLC	177,606	177,540	66
180	Ejbalei LLC	197,257	197,277	(20)
181	APEXPRO LLC	262,628	260,979	1,649
182	HMMB LLC	1,183,575	1,183,515	60
183	MJB LLC	109,784	109,053	731
184	MPHCL LLC	1,045,082	1,045,082	-
185	MCGT LLC	60,550	64,189	(3,639)
186	MCTT LLC	499,007	495,877	3,130
187	MMRI LLC	144,280	144,280	-
188	Emeelt Mines LLC	151,287	151,287	-
189	NPI LLC	490,279	508,247	(17,968)
190	Energy Resource LLC	111,921,183	111,928,313	(7,130)
191	Erdene Mongol LLC	209,944	210,076	(132)
192	Erdenedalai Coal LLC	140,794	140,794	-
193	Erdenejas LLC	211,995	212,034	(39)
194	Erdenes MGL LLC	80,141,426	80,142,183	(757)
195	Erdenes Tavan Tolgoi JSC	41,393,366	41,392,755	611
196	Erdenet Mining Corporation LLC	519,761,765	519,726,775	34,990
197	Erel Cement LLC	365,570	374,003	(8,433)
198	SBF LLC	404,096	408,672	(4,576)
199	ESTO LLC	728	728	-
200	Universal Resources LLC	207,928	207,676	252
Total Basic payments		1,594,114,641	1,593,753,675	360,966

ANNEX 6: Detail of Agreements/Contracts concluded by the extractive companies with local authorities

No	Company	Local authority	Contract		Contract subject	Contracted parties/ officials		Contract evaluation
			Start date	Expiry date		Local authority	Company	
3	Adamas mining	Local governor's office in Dashbalbar soum of Dornod aimag	01/10/2012		Local governor's decision for use of water	J.Yondonjamts governor of Dashbalbar soum in Dornod aimag		No
5	Aduunchuluun	Local governor's office in Kherlen soum of Dornod aimag	01/02/2012	01/02/2013	Contract for use of water	J. Saran state environmental inspector in Herlen soum of Dornod aimag	O.Lutbaatar General engineer of Aduunchuluun JSC	No
6	Asiagold Mongolia	Local governor's office in Khanbogd soum of Umnugobi aimag	23/05/2012	07/08/2013	Contract for use of water	A.Uuganbayar Preservationist in Khanbogd soum of Umnugobi aimag		No
8	Altandornod Mongol	Local governor's office in Zaamar soum of Tuv aimag	23/04/2012		Contract for use of land (Mining licensed area no MV-005028)	E.Ulziisaikhan land administration officer in Zaamar soum of Tuv aimag	Deputy director A.Ider of Altandornod Mongolia LLC	No
8	Altandornod Mongol	Local governor's office in Zaamar soum of Tuv aimag	23/04/2012		Contract for use of land (mining licensed area no MV-004411 area)	E.Ulziisaikhan land administration officer in Zaamar soum of Tuv aimag	Deputy director A.Ider of Altandornod Mongolia LLC	No
8	Altandornod Mongol	Local governor's office in Zaamar soum of Tuv aimag	28/05/2012	25/12/2012	Contract for use of water	A.Oyuntuya State Environment inspector of Tuv aimag	Executive director B.Bold of Altandornod Mongolia LLC	No
8	Altandornod Mongol	Local governor's office in Zaamar soum of Tuv aimag	28/05/2012	25/12/2012	Contract for use of water	A.Oyuntuya State Environment inspector of Tuv aimag	Executive director B.Bold of Altandornod Mongolia LLC	No
8	Altandornod Mongol	Local governor's office in Zaamar soum of Tuv aimag and Toson Zaamar Undarga NGO	03/07/2012	30/12/2012	Three parties agreement of small scale mining in "Altandornod Mongolia LLC" License holder's exploitation area	D.Bolormaa governor of Zaamar soum of Tuv aimag Head of Toson Zaamar Undarga NGO	Executive director B.Bold of Altandornod Mongolia LLC	No
8	Altandornod Mongol	Local governor's office in Zaamar soum of Tuv aimag	05/07/2012		Contract for use of land (mining licensed area no MV-000005)	E.Ulziisaikhan land administration officer in Zaamar soum of Tuv aimag	Executive director B.Bold of Altandornod Mongolia LLC	No
8	Altandornod Mongol	Local governor's office in Zaamar soum of Tuv aimag	05/07/2012		Contract for use of land (mining licensed area no MV-000129)	E.Ulziisaikhan land administration officer in Zaamar soum of Tuv aimag	Executive director B.Bold of Altandornod Mongolia LLC	No
8	Altandornod Mongol	Local governor's office in Zaamar soum of Tuv aimag	05/07/2012		Contract for use of land (mining licensed area no MV-000200)	E.Ulziisaikhan land administration officer in Zaamar soum of Tuv aimag	Executive director B.Bold of Altandornod Mongolia LLC	No
8	Altandornod Mongol	Local governor's office in Zaamar soum of Tuv aimag	05/07/2012		Contract for use of land (mining licensed area no. MV-000213)	E.Ulziisaikhan land administration officer in Zaamar soum of Tuv aimag	Executive director B.Bold of Altandornod Mongolia LLC	No
8	Altandornod Mongol	Local governor's office in Zaamar soum of Tuv aimag	05/07/2012		Contract for use of land (mining licensed area no MV-000290)	E.Ulziisaikhan land administration officer in Zaamar soum of Tuv aimag	Executive director B.Bold of Altandornod Mongolia LLC	No
8	Altandornod Mongol	Local governor's office in Zaamar soum of Tuv aimag	05/07/2012		Contract for use of land (mining licensed area no MV-000296)	E.Ulziisaikhan land administration officer in Zaamar soum of Tuv aimag	Executive director B.Bold of Altandornod Mongolia LLC	No
8	Altandornod Mongol	Local governor's office in Zaamar soum of Tuv aimag	05/07/2012		Contract for use of land (mining licensed area no MV-000323)	E.Ulziisaikhan land administration officer in Zaamar soum of Tuv aimag	Executive director B.Bold of Altandornod Mongolia LLC	No
8	Altandornod Mongol	Local governor's office in Zaamar soum of Tuv aimag	05/07/2012		Contract for use of land (mining licensed area no MV-000447)	E.Ulziisaikhan land administration officer in Zaamar soum of Tuv aimag	Executive director B.Bold of Altandornod Mongolia LLC	No
8	Altandornod Mongol	Local governor's office in Zaamar soum of Tuv aimag	05/07/2012		Contract for use of land (mining licensed area no MV-000704)	E.Ulziisaikhan land administration officer in Zaamar soum of Tuv aimag	Executive director B.Bold of Altandornod Mongolia LLC	No
8	Altandornod Mongol	Local governor's office in Zaamar soum of Tuv aimag	05/07/2012		Contract for use of land (mining licensed area no MV-001134)	E.Ulziisaikhan land administration officer in Zaamar soum of Tuv aimag	Executive director B.Bold of Altandornod Mongolia LLC	No
8	Altandornod Mongol	Local governor's office in Zaamar soum of Tuv aimag	05/07/2012		Contract for use of land (mining licensed area no MV-003803)	E.Ulziisaikhan land administration officer in Zaamar soum of Tuv aimag	Executive director B.Bold of Altandornod Mongolia LLC	No

No	Company	Local authority	Contract		Contract subject	Contracted parties/ officials		Contract evaluation
			Start date	Expiry date		Local authority	Company	
8	Altandornod Mongol	Local governor's office in Zaamar soum of Tuv aimag	05/07/2012		Contract for use of land (mining licensed area no MV-005092)	E.Ulziisaikhan land administration officer in Zaamar soum of Tuv aimag	Executive director B.Bold of Altandornod Mongolia LLC	No
8	Altandornod Mongol	Local governor's office in Zaamar soum of Tuv aimag	05/07/2012		Contract for use of land (mining licensed area no MV-005778)	E.Ulziisaikhan land administration officer in Zaamar soum of Tuv aimag	Executive director B.Bold of Altandornod Mongolia LLC	No
8	Altandornod Mongol	Local governor's office in Zaamar soum of Tuv aimag	05/07/2012		Contract for use of land (mining licensed area no MV-005961)	E.Ulziisaikhan land administration officer in Zaamar soum of Tuv aimag	Executive director B.Bold of Altandornod Mongolia LLC	No
8	Altandornod Mongol	Local governor's office in Zaamar soum of Tuv aimag	05/07/2012		Contract for use of land (mining licensed area no MV-012439)	E.Ulziisaikhan land administration officer in Zaamar soum of Tuv aimag	Executive director B.Bold of Altandornod Mongolia LLC	No
8	Altandornod Mongol	Local governor's office in Zaamar soum of Tuv aimag	05/07/2012		Contract for use of land	E.Ulziisaikhan land administration officer in Zaamar soum of Tuv aimag	Executive director B.Bold of Altandornod Mongolia LLC	No
8	Altandornod Mongol	Local governor's office in Zaamar soum of Tuv aimag	05/07/2012		Contract for use of land	E.Ulziisaikhan land administration officer in Zaamar soum of Tuv aimag	Executive director B.Bold of Altandornod Mongolia LLC	No
8	Altandornod Mongol	Local governor's office in Zaamar soum of Tuv aimag, Uguumur Erdeniin tal NGO	15/08/2012		Three parties agreement of small scale mining in Altandornod Mongolia LLC License holder's exploitation area	D.Bolormaa governor of Zaamar soum of Tuv aimag, Ts.Erdenedalai head of Uguumur Erdeniin Tal Partnership	Executive director B.Bold of Altandornod Mongolia LLC	No
8	Altandornod Mongol	Master Training center of Nimons LLC	23/07/2012	01/09/2012	Contract for a cooperation on practicing students of Master training center	B. Narantuya manager of Master training center	Human Resource manager Sh.Oyunchimeg of Altandornod Mongolia LLC	No
8	Altandornod Mongol	Polytechnic college of Gobisumber aimag	01/09/2012		Contract for cooperation on practicing students of Polytechnic college in Gobisumber	G.Nyamkhatan Head of Public Relations of Polytechnic college in Gobisumber aimag	D.Ariunkhuu Head of Internal control, monitoring division of Altandornod Mongolia LLC	No
8	Altandornod Mongol	Local governor's office in Zaamar soum of Tuv aimag	07/09/2012	05/07/2005	Contract for cooperation on financing university tuitionsof local individuals	D.Bolormaa governor of Zaamar soum of Tuv aimag and Citizen. SanjidBayarmagnai	Executive director B.Bold of Altandornod Mongolia LLC	No
8	Altandornod Mongol	Local governor's office in Zaamar soum of Tuv aimag	07/09/2012	05/07/2005	Contract for cooperation on financing university tuitionsof local individuals	D.Bolormaa governor of Zaamar soum of Tuv aimag and citizen. Munkhbat Namchinsuren	Executive director B.Bold of Altandornod Mongolia LLC	No
8	Altandornod Mongol	Local governor's office in Zaamar soum of Tuv aimag	07/09/2012	05/07/2005	Contract for cooperation on financing university tuitionsof local individuals	D.Bolormaa governor of Zaamar soum of Tuv aimag and Citizen. Erdenezorig Tserengombo	Executive director B.Bold of Altandornod Mongolia LLC	No
8	Altandornod Mongol	"Shijir alt" kindergarden in Zaamar soum of Tuv aimag	20/09/2012		Financing agreement on constructing area for Shijir alt kindergarden of Zaamar soum	D.Oyungereel chief of Shijir Alt kindergarden	Executive director B.Bold of Altandornod Mongolia LLC	No
11	Andiin ilch	MineralResources Authority Mongolia	07/05/2008	07/05/2012	Agreement on reimbursement of mineral deposits exploration financed from the State budget	Ts. Davaatseren Head of Mining division MRAM	Zu Bao Lien Executive director of Andiin ilch LLC	No
16	Badmaarag khash	Local governor's office of Sukhbaatar aimag	24/04/2012	24/04/2013	Contract for cooperation with exploitation license holder	J.Javkhaatugs Local governor of Sukhbaatar aimag, Kh.Enkhtsetseg Development Policies division in Sukhbaatar aimag, D.Ariunjargal Finance department of State Treasury	Legal advisor U. Mendsaikhan, Manager T. Enkhbold, Geologist B. Batsaikhan of Badmaarag khashi LLC	No
19	Bayan-Erch	Local governor's office in Erdenetsagaan soum of Sukhbaatar aimag	05/07/2010	05/07/2012	Contract for cooperation with exploitation license holder	B.Enkhtuya Governor of Erdenetsagaan soum of Sukhbaatar aimag	B.Batmunkh Head of Foreign Relations department of Bayan-Erch LLC	No

No	Company	Local authority	Contract		Contract subject	Contracted parties/ officials		Contract evaluation
			Start date	Expiry date		Local authority	Company	
19	Bayan-Erch	Local governor's office in Erdenetsagaan soum of Sukhbaatar aimag	05/10/2011	05/10/2012	Contract for use of land	G.Enkhjin land officer of Erdenetsagaan soum of Sukhbaatar aimag	B.Batmunkh Head of Foreign Relations Department of Bayan-Erch LLC	No
19	Bayan-Erch	Local governor's office in Erdenetsagaan soum of Sukhbaatar aimag	15/10/2012	15/10/2013	Contract for use of land for constructing material storage	G.Enkhjin land officer of Erdenetsagaan soum of Sukhbaatar aimag	B.Batmunkh Head of Foreign Relations Department of Bayan-Erch LLC	No
19	Bayan-Erch	Local governor's office in Erdenetsagaan soum of Sukhbaatar aimag	10/01/2012	10/01/2013	Contract for use of land for a constructing industry	G.Enkhjin land officer of Erdenetsagaan soum of Sukhbaatar aimag	B.Batmunkh Head of Foreign Relations Department of Bayan-Erch LLC	No
19	Bayan-Erch	Local governor's office in Erdenetsagaan soum of Sukhbaatar aimag	28/05/2007		Contract for use of land for underground mining area	A.Gombojav land officer in Erdenetsagaan soum of Sukhbaatar	B.Batmunkh Head of Foreign Relations Department of Bayan-Erch LLC	No
19	Bayan-Erch	Local governor's office in Erdenetsagaan soum of Sukhbaatar aimag	10/04/2012		Contract for use of land for a constructing industry	G.Enkhjin land officer of Erdenetsagaan soum of Sukhbaatar aimag	B.Batmunkh Head of Foreign Relations Department of Bayan-Erch LLC	No
19	Bayan-Erch	Local governor's office in Erdenetsagaan soum of Sukhbaatar aimag	11/10/2007	19/10/2012	Contract for use of water	A.Gombojav State Environment inspector of Erdenetsagaan soum in Sukhbaatar	C.Ganbat Director of Bayan-Erch LLC	No
29	Boroogold	Local governor's office in Mandal soum of Selenge aimag	21/03/2011	21/03/2016	Contract for use of land (mining licensed area no MV-001970)	I.Altanzulland officer of Mandal soum of Selenge aimag	R.Erdenechimeg specialist of Boroogold LLC	No
29	Boroogold	Local governor's office in Mandal soum of Selenge aimag	21/03/2011	21/03/2016	Contract for use of land (mining licensed area no MV-000198)	I.Altanzulland officer of Mandal soum of Selenge aimag	R.Erdenechimeg specialist of Boroogold LLC	No
35	Bumbat	Local governor's office in Zaamar soum of Tuv aimag	27/03/2012		Contract for use of land (mining licensed area no MV-001788)	E.Ulziisaikhan land administration officer in Zaamar soum of Tuv aimag	B.Bold Director of Bumbat LLC	No
35	Bumbat	Local governor's office in Zaamar soum of Tuv aimag	05/07/2012		Contract for use of land (mining licensed area no MV-017156)	E.Ulziisaikhan land administration officer in Zaamar soum of Tuv aimag	B.Bold Director of Bumbat LLC	No
35	Bumbat	Local governor's office in Zaamar soum of Tuv aimag	05/07/2012		Contract for use of land (mining licensed area no MV-017157)	E.Ulziisaikhan land administration officer in Zaamar soum of Tuv aimag	B.Bold Director of Bumbat LLC	No
35	Bumbat	Local governor's office in Zaamar soum of Tuv aimag	05/07/2012		Contract for use of land (mining licensed area no MV-017158)	E.Ulziisaikhan land administration officer in Zaamar soum of Tuv aimag	B.Bold Director of Bumbat LLC	No
35	Bumbat	Local governor's office in Zaamar soum of Tuv aimag	05/07/2012		Contract for use of land (mining licensed area no MV-017159)	E.Ulziisaikhan land administration officer in Zaamar soum of Tuv aimag	B.Bold Director of Bumbat LLC	No
35	Bumbat	Local governor's office in Zaamar soum of Tuv aimag	05/07/2012		Contract for use of land (mining licensed area no MV-017160)	E.Ulziisaikhan land administration officer in Zaamar soum of Tuv aimag	B.Bold Director of Bumbat LLC	No
35	Bumbat	Local governor's office in Zaamar soum of Tuv aimag	05/07/2012		Contract for use of land	E.Ulziisaikhan land administration officer in Zaamar soum of Tuv aimag	B.Bold Director of Bumbat LLC	No
35	Bumbat	Local governor's office in Zaamar soum of Tuv aimag	05/07/2012		Contract for use of land	E.Ulziisaikhan land administration officer in Zaamar soum of Tuv aimag	B.Bold Director of Bumbat LLC	No
42	Galaxy mining mongolia	Local governor's office in Khuvs gul soum of Dornogobi aimag			Contract for use of water	B.Ankhbayar Environmental inspector of Khuvs gul soum of Dornogobi aimag	N.Batbold Deputy director of Galaxy mining mongolia LLC	No

No	Company	Local authority	Contract		Contract subject	Contracted parties/ officials		Contract evaluation
			Start date	Expiry date		Local authority	Company	
42	Galaxy mining mongolia	Local governor's office in Khuvsgul soum of Dornogobi aimag			Contract for a cooperation for corporate social responsibility with local authority of Khuvsgul soum in Dornogobi	E.Javkhaa Governor of Khuvsgul soum of Dornogobi aimag, N.Munkhtsetseg Chairman of aimag's Citizens' Representative's Hural	Teng Fu Executive director of Galaxy mining mongolia LLC	No
45	GBNB	Local governor's office in Buregkhangai soum of Bulgan aimag	21/09/2012	30/09/2012	Contract for use of water	N.Enkhbayar Preservationist of Buregkhangai soum of Bulgan aimag	L.Chinbat director of GBNB LLC	No
45	GBNB	Local governor's office in Buregkhangai soum of Bulgan aimag	19/03/2012		Contract for use of land	G.Batjugder land officer of Buregkhangai soum of Bulgan aimag	L.Chinbat director of GBNB LLC	No
45	GBNB	Local governor's office in Buregkhangai soum of Bulgan aimag	22/04/2013		Contract for a cooperation for corporate social responsibility with local authority of Buregkhangai soum in Bulgan aimag	M.Badam Governor of Buregkhangai soum of Bulgan aimag	L.Chinbat director of GBNB LLC	No
47	Gobi-coal and energy	Bayankhongor aimag's Citizens' Representative's Hural	06/03/2012	31/12/2015	Contract for a cooperation for corporate social responsibility with local authority of Shinejinst soum in Bayankhongor aimag	G.Battulga chairman of Bayankhongor aimag's Citizens' Representatives	D.Uranbileg general director of Gobi-coal and Energy LLC	No
47	Gobi-coal and energy	Local governor's office in Chandmani soum of Gobi-Altai aimag	06/02/2012	31/12/2012	Contract for a cooperation for corporate social responsibility with local authority of Chandmani soum in Gobi-Altai aimag	B.Radnaased Governor of Chandmani soum of Gobi-Altai aimag	D.Uranbileg general director of Gobi-coal and Energy LLC	No
47	Gobi-coal and energy	Local governor's office in Chandmani soum of Gobi-Altai aimag	08/10/2012	20/11/2012	Contract for use of water	B.Baldan State environmental inspector of Chandmani soum in Gobi-Altai.	M.Choidorj general director of Gobi-coal and Energy LLC	No
47	Gobi-coal and energy	Local governor's office in Shinejinst soum of Bayankhongor aimag	06/01/2012		Contract for use of land for constructing coal industry, infrastructure	Kh.Tungalag land officer of Shinejinst soum of Bayankhongor aimag	T.Luvsandorj director of Business development division Gobi-coal and Energy LLC	No
47	Gobi-coal and energy	Local governor's office in Shinejinst soum of Bayankhongor aimag	09/03/2012	25/12/2012	Contract for use of land for constructing storage of explosive materials and tools	Kh.Tungalag land officer of Shinejinst soum of Bayankhongor aimag	T.Luvsandorj director of Business development division Gobi-coal and Energy LLC	No
47	Gobi-coal and energy	Local governor's office in Shinejinst soum of Bayankhongor aimag	03/12/2012		Contract for use of land for constructing electricity generating industry	Kh.Tungalag land officer of Shinejinst soum of Bayankhongor aimag	T.Luvsandorj director of Business development division Gobi-coal and Energy LLC	No
47	Gobi-coal and energy	Local governor's office in Shinejinst soum of Bayankhongor aimag	10/12/2012		Contract for use of land for	Kh.Tungalag land officer of Shinejinst soum of Bayankhongor aimag	T.Luvsandorj director of Business development division Gobi-coal and Energy LLC	No
47	Gobi-coal and energy	Local governor's office in Shinejinst soum of Bayankhongor aimag	23/04/2012	25/12/2012	Contract for use of land for building railway	Kh.Tungalag land officer of Shinejinst soum of Bayankhongor aimag	T.Luvsandorj director of Business development division Gobi-coal and Energy LLC	No
47	Gobi-coal and energy	Local governor's office in Shinejinst soum of Bayankhongor aimag	13/04/2012	25/12/2012	Contract for use of land for constructing camp	Kh.Tungalag land officer of Shinejinst soum of Bayankhongor aimag	T.Luvsandorj director of Business development division Gobi-coal and Energy LLC	No
47	Gobi-coal and energy	Local governor's office in Shinejinst soum of Bayankhongor aimag	13/04/2012	25/12/2012	Contract for use of land	Kh.Tungalag land officer of Shinejinst soum of Bayankhongor aimag	T.Luvsandorj director of Business development division Gobi-coal and Energy LLC	No

No	Company	Local authority	Contract		Contract subject	Contracted parties/ officials		Contract evaluation
			Start date	Expiry date		Local authority	Company	
49	Gobi Energy Partners	Local governor's office in Dornogobi aimag	22/05/2012	22/05/2013	Contract for a cooperation on social responsibility	P.Gankhuyag Governor of Dornogobi aimag	D.Janchiv General geologist of Gobi Energy Partners LLC	No
60	Dun Yan	Local governor's office in Nomgon soum of Umnugobi aimag	19/09/2012		Contract for use of water	Kh.Munkhtuya State Environmental Inspector of Nomgon soum of Umnugobi aimag	T. Anar-Erdene on behalf of Dun Yuan LLC	No
60	Dun Yan	Local governor's office in Nomgon soum of Umnugobi aimag	18/01/2011	18/01/2026	Contract for use of land for building industry	B.Sodbileg land officer of Nomgon soum in Umnugobi	Dun Yan LLC	No
60	Dun Yan	Local governor's office in Nomgon soum of Umnugobi aimag	18/01/2011	18/01/2026	Contract for use of land for mining administration office	B.Sodbileg land officer of Nomgon soum in Umnugobi	Dun Yan LLC	
60	Dun Yan	Local governor's office in Nomgon soum of Umnugobi aimag	18/01/2011	18/01/2026	Contract for use of land for constructing employees building	B.Sodbileg land officer of Nomgon soum in Umnugobi	Dun Yan LLC	No
66	Jun Yan	Local governor's office in Dornod aimag	21/05/2012	21/08/2012	Contract for use of water	Ts.Ariunbold governor of Choibalsan soum in Dornod aimag	Tumenbayar geologist of Jun Yan LLC	No
68	Zaraya Holding	Local governor's office in Erdene soum of Dornogobi aimag			Contract between Local governor's office in Erdene soum of Dornogobi aimag and mining companies for cooperation on social responsibility	L.Shardarsuren governor of Erdene soum in Dornogobi aimag	D. Uranbileg general director Zaraya Holding LLC	No
83	Marco Polo	Local governor's office in Biger soum of Gobi-Altai aimag		31/12/2013	Contract for a cooperation on sustainability of local soum's development, improvement of local citizens livelihood	J.Enkhtuvshin Governor of Biger soum in Gobi-Altai aimag	G.Altankhuyag director of Marco Polo LLC	No
83	Marco Polo	Local governor's office in Biger soum of Gobi-Altai aimag	16/05/2013	16/05/2023	Contract for use of land for exploitation	S.Tuvshin officer of Biger soum in Gobi-Altai aimag	G.Altankhuyag director of Marco Polo LLC	No
83	Marco Polo	Administration office of Khyargas lake in Zavkhan river basin	15/07/2013		Contract for use of water for industrial use and employees' daily consumption	D.Munkhsoyol specialist of Administration office of Khyargas nuur of Zavkhan river basin	Sh.Erdene-OchirMining of Marco Polo LLC	No
92	Mongol Czech Metall	Local governor's office in Bayantsagaan soum of Tuv aimag	01/01/2012	31/12/2012	Contract for a cooperation	L.Zuunnast deputy governor of Bayantsagaan soum in Tuv aimag	B.Dalai director of Mongol Czech Metall LLC	No
94	Mondulaan trade	Local governor's office in Zaamar soum of Tuv aimag	12/11/2012	12/11/2013	Contract for use of land for gold exploitation	E.Ulziisaikhan land officer of Zaamar soum of Tuv aimag	B.Navaandondov manager of Mondulaan Trade LLC	No
94	Mondulaan trade	Local governor's office in Bayankhongor aimag	23/10/2012	02/11/2012	Contract for use of land for gold exploitation	A.Tumennast land officer of Governor's office in Bayankhongor	Sh.Lkhamsuren general director of Mondulaan Trade LLC	No
94	Mondulaan trade	Local governor's office in Zaamar soum of Tuv aimag	12/11/2012	20/11/2012	Contract for use of water for industrial purpose	Officer of local water office in Zaamar soum of Tuv aimag	Sh. Buteddirector of Mondulaan LLC	No
97	Munkh noyon suvarga	Local governor's office in Bayan-Ovoo soum of Umnugobi aimag	24/05/2011		Contract for use of water for exploitation drilling	T.Batjargal Preservationist of Ovoo soum of Umnugobi aimag	Chimedtuya environment specialist of Munkh Noyon Suvraga LLC	No
97	Munkh noyon suvarga	Local governor's office in Bayan-Ovoo soum of Umnugobi aimag	07/04/2013	07/04/2016	Contract for a cooperation on sustainability of local soum's development, improvement of local citizens livelihood	Ch.Shinejargal Governor of Bayan-Ovoo soum in Umnugobi	L.Khulan director of Local Relations Division of Munkh Noyon Suvraga LLC	No
97	Munkh noyon suvarga	Local governor's office in Bayan-Ovoo soum of Umnugobi aimag	03/01/2012	03/01/1952	Contract for use of land for exploitation	O. Mungunshagai officer of Governor's office in Bayan-Ovoo soum of Umnugobi aimag	E.Bilguun legal advisor of Munkh Noyon Suvraga LLC	No

No	Company	Local authority	Contract		Contract subject	Contracted parties/ officials		Contract evaluation
			Start date	Expiry date		Local authority	Company	
110	Oyu tolgoi	Local governor's office in Khanbogd soum of Umnugobi aimag	30/04/2012	30/04/2013	Contract for use of water	State Environment inspectioner O.Namjilmaain Khanbogd soum of Umnugobi aimag	Mattev Gin	No
110	Oyu tolgoi	Local governor's office in Khanbogd soum of Umnugobi aimag	30/04/2012	30/04/2013	Contract for use of water for industrial and employees' consumption	O.Namjilmaa State Environmental Inspectorin Khanbogd soum of Umnugobi aimag	Mattev Gin	No
110	Oyu tolgoi	Local governor's office in Khanbogd soum of Umnugobi aimag	23/02/2011	23/02/2016	Contract for use of land for exploitation	D.Enkhsaikhan Land officer of Peri-Urban Development Construction office in Khanbogd of Umnugobi aimag	A.Munkhbat Vice President of Oyu tolgoi LLC	No
110	Oyu tolgoi	Local governor's office in Khanbogd soum of Umnugobi aimag	24/02/2011	24/02/2013	Contract for use of land for employees' camp	D.Enkhsaikhan Land officer of Peri-Urban Development Construction office in Khanbogd of Umnugobi aimag	A.Munkhbat Vice President of Oyu tolgoi LLC	No
110	Oyu tolgoi	Local governor's office in Khanbogd soum of Umnugobi aimag	06/09/2011	06/09/2013	Contract for use of land	B.Shagaikhuu Peri-Urban Construction officer of Khanbogd soum of Umnugobi aimag	A.Munkhbat Vice President of Oyu tolgoi LLC	No
110	Oyu tolgoi	Local governor's office in Khanbogd soum of Umnugobi aimag	21/06/2011	21/06/2016	Contract for use of land for power lines	D.Enkhsaikhan Land officer of Peri-Urban Development Construction office in Khanbogd of Umnugobi aimag	A.Munkhbat Vice President of Oyu tolgoi LLC	No
110	Oyu tolgoi	Local governor's office in Khanbogd soum of Umnugobi aimag	23/03/2011	23/03/2016	Contract for use of land for power lines	D.Enkhsaikhan Land officer of Peri-Urban Development Construction office in Khanbogd of Umnugobi aimag	A.Munkhbat Vice President of Oyu tolgoi LLC	No
110	Oyu tolgoi	Local governor's office in Khanbogd soum of Umnugobi aimag	05/01/2013	05/01/2014	Contract for use of land for construction of offices	B.Battsetseg Land officer of Peri-Urban Development Construction office in Khanbogd of Umnugobi aimag	Ts.Sodkhuu Government and Industrial Relations Vice Director of Oyu tolgoi LLC	No
110	Oyu tolgoi	Local governor's office in Khanbogd soum of Umnugobi aimag	24/02/2011	24/02/2013	Contract for use of land	D.Enkhsaikhan Land officer of Peri-Urban Development Construction office in Khanbogd of Umnugobi aimag	A.Munkhbat Vice President of Oyu tolgoi LLC	No
110	Oyu tolgoi	Local governor's office in Khanbogd soum of Umnugobi aimag	23/03/2011	23/03/2016	Contract for use of land for exploitation	D.Enkhsaikhan Land officer of Peri-Urban Development Construction office in Khanbogd of Umnugobi aimag	A.Munkhbat Vice President of Oyu tolgoi LLC	No
110	Oyu tolgoi	Local governor's office in Khanbogd soum of Umnugobi aimag	25/03/2011	25/03/2016	Contract for use of land for camp for employees	D.Enkhsaikhan Land officer of Peri-Urban Development Construction office in Khanbogd of Umnugobi aimag	A.Munkhbat Vice President of Oyu tolgoi LLC	No
110	Oyu tolgoi	Local governor's office in Khanbogd soum of Umnugobi aimag	10/04/2012	10/04/1942	Contract for use of land for Building of Training Vocational Education Center	B.Shagaikhuu Peri-Urban Construction officer of Khanbogd soum of Umnugobi aimag	S.Otgonbat Vice President of Oyu tolgoi LLC	No
110	Oyu tolgoi	Local governor's office in Khanbogd soum of Umnugobi aimag	10/04/2012	10/04/2014	Contract for use of land for camp	B.Shagaikhuu Peri-Urban Construction officer of Khanbogd soum of Umnugobi aimag	S.Otgonbat Vice President of Oyu tolgoi LLC	No
110	Oyu tolgoi	Local governor's office in Khanbogd soum of Umnugobi aimag	05/01/2012	05/01/2013	Contract for use of land for constructing laboratory	B.Battsetseg Land officer of Peri-Urban Development Construction office in Khanbogd of Umnugobi aimag	Ts.Sodkhuu Government and Industrial Relations Vice Director of Oyu tolgoi LLC	No

No	Company	Local authority	Contract		Contract subject	Contracted parties/ officials		Contract evaluation
			Start date	Expiry date		Local authority	Company	
110	Oyu tolgoi	Local governor's office in Khanbogd soum of Umnugobi aimag	05/01/2012	05/01/2013	Contract for use of land for construction	B.Battsetseg Land officer of Peri-Urban Development Construction office in Khanbogd of Umnugobi aimag	Ts.Sodkhuu Government and Industrial Relations Vice Director of Oyu tolgoi LLC	No
110	Oyu tolgoi	Local governor's office in Khanbogd soum of Umnugobi aimag	23/03/2011	23/03/2016	Contract for use of land for local airport	D.Enkhsaikhan Land officer of Peri-Urban Development Construction office in Khanbogd of Umnugobi aimag	A.Munkhbat Vice President of Oyu tolgoi LLC	No
110	Oyu tolgoi	Local governor's office in Khanbogd soum of Umnugobi aimag	20/07/2011	20/07/2016	Contract for use of land	D.Enkhsaikhan Land officer of Peri-Urban Development Construction office in Khanbogd of Umnugobi aimag	A.Munkhbat Vice President of Oyu tolgoi LLC	No
110	Oyu tolgoi	Local governor's office in Khanbogd soum of Umnugobi aimag	23/02/2011	23/02/2016	Contract for use of land	D.Enkhsaikhan Land officer of Peri-Urban Development Construction office in Khanbogd of Umnugobi aimag	A.Munkhbat Vice President of Oyu tolgoi LLC	No
110	Oyu tolgoi	Local governor's office in Khanbogd soum of Umnugobi aimag	09/05/2011	09/05/2016	Contract for use of land	D.Enkhsaikhan Land officer of Peri-Urban Development Construction office in Khanbogd of Umnugobi aimag	A.Munkhbat Vice President of Oyu tolgoi LLC	No
115	Peabody Winsway Resources	Local governor's office in Bayanjargalan soum of Tuv aimag	27/03/2012	N/A	Contract for use of land for exploitation	T. Davaanyam Land officer of Bayanjargalan soum of Tuv aimag	B.Baatar Executive director of Peabody Winsway Resources LLC	No
123	Centerra Gold Mongolia	Local governor's office in Khuder soum of Selenge aimag	01/04/2011	01/04/2012	Contract for a cooperation on sustainability of local soum's infrastructure development	Baatarjav Governor of Khuder soum in Selenge aimag	J.Burentugs director of Technical and Engineering department ofCenterra Gold Mongolia LLC	No
123	Centerra Gold Mongolia	Local governor's office in Khuder soum of Selenge aimag	25/05/2012	25/05/2013	Contract for cooperation on sustainability and development of local soum's infrastructure.	Baatarjav Governor of Khuder soum in Selenge aimag	J.Burentugs director of Technical and Engineering department ofCenterra Gold Mongolia LLC	No
123	Centerra Gold Mongolia	Local governor's office in Tuvshinshree soum of Sukhbaatar aimag	01/01/2012	31/12/2012	Contract for cooperation on sustainability and development of local soum's infrastructure.	Kh.Tumurkhuyag Governor of Tuvshinshree soum in Sukhbaatar aimag	J.Burentugs director of Technical and Engineering department ofCenterra Gold Mongolia LLC	No
123	Centerra Gold Mongolia	Local governor's office in Uulbayan soum of Sukhbaatar aimag	01/01/2012	31/12/2012	Contract for cooperation on sustainability and development of local soum's infrastructure.	S.Dugarsuren Governor of Uulbayan soum in Sukhbaatar aimag	J.Burentugs director of Technical and Engineering department ofCenterra Gold Mongolia LLC	No
135	Tegshplant	Local governor's office in Altanbulag soum of Tuv aimag	14/03/2011	14/03/2012	Contract for use of land	T.Shatarchuluun land officer of Altanbulag soum in Tuv aimag	Ts.Davaadulam manager of Tegshplant LLC	No
149	Kharanga khuder	Local governor's office in Yruu soum of Selenge aimag	05/07/2012	05/12/2012	Contract for use of water	B.Bolormaa Preservationist of Yruu soum in Selenge	Ts.Erdene executive director of Kharanga Khuder LLC	No
152	Khotgor shanaga	Local governor's office in Bukhmurun soum of Uvs aimag	08/03/2012	08/03/2012	Contract for a cooperation	D.Yadamjav Governor of Bukhmurun soum in Uvs aimag	Shing Yon Yun executive director of Khotgor shanaga LLC	No
152	Khotgor shanaga	Local governor's office in Bukhmurun soum of Uvs aimag	08/03/2012		Contract for use of water	E.Boldbaatar Preservationist of Bukhmurun soum in Uvs aimag	Shing Yon Yun executive director of Khotgor shanaga LLC	No
152	Khotgor shanaga	Local governor's office in Bukhmurun soum of Uvs aimag	06/03/2009	06/03/1939	Contract for use of land	T.Batchimeg land officer of Bukhmurun soum in Uvs aimag	B.Bold director of Khotgor shanaga LLC	No
169	Shanjin ord	Local governor's office in Gobi-Ugtaal soum of Dundgobi aimag	08/07/2012	31/12/2012	Contract for use of water	B.Nyamsuren Governor of Gobi-Ugtaal soum in Dundgobi aimag	P.Bold manager Shanjin Ord LLC	No
169	Shanjin ord	Local governor's office in Dundgobi aimag	06/09/2012	06/09/2013	Contract for use of land	B.Rentsendorj land officer of Dundgobi aimag	A.Yruult vice director of Shanjin Ord LLC	No

No	Company	Local authority	Contract		Contract subject	Contracted parties/ officials		Contract evaluation
			Start date	Expiry date		Local authority	Company	
169	Shanjin ord	Local governor's office in Dundgobi aimag	06/09/2012	06/09/2013	Contract for use of land for exploitation	B.Rentsendorj land officer of Dundgobi aimag	A.Yruult vice director of Shanjin Ord LLC	No
174	Shin Shin	Local governor's office in Dashbalbar soum of Dornod aimag	01/07/2011	02/07/2013	Contract for a cooperation	D.Sunduijav Deputy governor of Dashbalbar soum in Dornod aimag	Jan Hun Tao deputy director of Shin Shin LLC	
177	Shine longda	Local governor's office in Manlai soum of Umnugobi aimag	14/09/2012	15/11/2012	Contract for use of water	Kh.Sugar Governor of Manlai soum in Umnugobi aimag, A.Gankhuyag Environment Inspector	B.Amarsaikhan director of Shine Longda LLC	No
186	MCTT	Local governor's office in Sumber soum of Gobisumber aimag	19/10/2012	19/10/2027	Contract for use of land for constructing well	D.Gankhuyag land officer in Sumber soum of Gobisumber aimag	Shui Jin Ben director of MCTT LLC	No
186	MCTT	Local governor's office in Sumber soum of Gobisumber aimag	01/07/2012	01/07/2016	Contract of use of land on industrial purpose	D.Tamir land officer of Sumber soum in Gobisumber aimag	Bei Li director of MCTT LLC	No
186	MCTT	Local governor's office in Sumber soum of Gobisumber aimag	19/10/2012	19/10/2027	Contract for use of land for a conduit	D.Gankhuyag land officer in Sumber soum of Gobisumber aimag	Bei Li director of MCTT LLC	No
186	MCTT	Local governor's office in Sumber soum of Gobisumber aimag	04/06/2010	04/06/2015	Contract of land purchased by auction sale	D.Tamir land officer of Sumber soum in Gobisumber aimag	Bei Li director of MCTT LLC	No
190	Energy resource	Local governor's office in Khankhongor soum of Umnugobi aimag	16/08/2012	01/04/2013	Contract for use of water	S.Sansar State Environment Inspector of Khankhonkhor soum in Umnugobi aimag	G.Batbayar legal advisor of Energy Resources LLC	No
190	Energy resource	Local governor's office in Tsogtsetsii soum of Umnugobi aimag	15/08/2012	15/08/2013	Contract for use of water	T.Soyolmaa Preservationist of Tsogtsetsii soum of Umnugobi aimag	G.Batbayar legal advisor of Energy Resources LLC	No
190	Energy resource	Local governor's office in Tsogtsetsii soum of Umnugobi aimag	16/05/2011	16/05/1936	Contract for use of water	G.Tsog-Urnukh Governor of Tsogtsetsii soum of Umnugobi aimag, T.Soyolmaa Preservationist	Ts.Baasandorj director of Operations division Energy Resources LLC, Ch.Davaakhuu executive director of Uhaa xudag Water supply LLC	No
190	Energy resource	Local governor's office in Tsogtsetsii soum of Umnugobi aimag	12/04/2012	12/04/2027	Contract for use of land	E.Ariuntulga land officer of Tsogtsetsii soum in Umnugobi aimag	On behalf of Energy Resources LLC, Ch.Davaakhuu executive director of Uhaa xudag Water supply LLC	No
190	Energy resource	Local governor's office in Tsogtsetsii soum of Umnugobi aimag	27/03/2012	27/03/2027	Contract for use of land	E.Ariuntulga land officer of Tsogtsetsii soum in Umnugobi aimag	G.Battsengel executive director of Energy Resources LLC	No
190	Energy resource	Local governor's office in Tsogtsetsii soum of Umnugobi aimag	27/03/2012	27/03/2027	Contract for use of land to locate a telecommunication antenna	E.Ariuntulga land officer of Tsogtsetsii soum in Umnugobi aimag	G.Battsengel executive director of Energy Resources LLC	No
190	Energy resource	Local governor's office in Tsogtsetsii soum of Umnugobi aimag	27/11/2011	27/11/2026	Contract for use of land	E.Ariuntulga land officer of Tsogtsetsii soum in Umnugobi aimag	G.Battsengel executive director of Energy Resources LLC	No
190	Energy resource	Local governor's office in Tsogtsetsii soum of Umnugobi aimag	27/12/2011	27/12/2026	Contract for use of land to locate a telecommunication antenna	E.Ariuntulga land officer of Tsogtsetsii soum in Umnugobi aimag	G.Battsengel executive director of Energy Resources LLC	No
190	Energy resource	Culture center of Tsogtsetsii soum of Umnugobi aimag	04/09/2012	03/11/2012	Contract for a cooperation	G.Munkhzul Chief of Culture center in Tsogtsetsii soum of Umnugobi aimag	G.Batbayar legal advisor of Energy Resources LLC, B.Bayarmaa Project director	No

No	Company	Local authority	Contract		Contract subject	Contracted parties/ officials		Contract evaluation
			Start date	Expiry date		Local authority	Company	
190	Energy resource	Local governor's office in Tsogtsetsii soum of Umnugobi aimag	19/12/2011	01/09/2012	Contract for cooperation on financing for a construction of complex of kindergarden, school and school dorms.	B.Tuvshinbayar head of Local Governor's office in Umnugobi aimag, B. Narantuya Head of Finance department of State Treasury Fund, G.Tsog-Urmukh Governor of Tsogtsetsii soum	B.Ariunaa vice president, G.Battsengel executive director of Energy Resources LLC	No
196	Erdenet mining corporation	Local governor's office in Orkhon aimag	31/01/2012	01/02/2013	Contract for use of land	P.Purevlkhagva Acting Governor of Orkhon aimag D.Munkh-Erdene Head of Finance department of State Treasury Fund	Ch.Ganzorig general director, B.Jargalsaikhan deputy director of Economy division, Galbaatar head of financial department, N.Erdembileg economist of Erdenet mining corporation.	No

ANNEX 7: Environmental protection and remediation activities by extractive company

No.	Companies	Technical Remediation (in hectare)			Soil remediation (in hectare)			Biological remediation (in hectare)			Declared cost of work done (in million MNT)		
		Plan	Actual	Percent	Plan	Actual	Percent	Plan	Actual	Percent	Plan	Actual	Percent
1	Avdar bayan LLC	3.00	-	-	0.90	-	-	1.00	-	-	5.00	-	-
5	Aduunchuluun JSC	7.00	4.16	59.43	3.00	3.02	100.67	3.00	3.02	100.67	11.50	25.13	218.52
8	Altan dornod mongol LLC	5.00	20.10	402.00	5.00	0.90	18.00	5.00	-	-	26.20	376.90	1,438.55
8	Altan dornod mongol LLC	18.40	-	-	18.40	-	-	10.00	-	-	94.80	-	-
8	Altan dornod mongol LLC	8.00	19.20	240.00	8.00	-	-	8.00	-	-	41.92	2,758.50	6,580.39
8	Altan dornod mongol LLC	-	-	-	-	-	-	-	1.10	-	-	-	-
11	Andiin ilch LLC	-	4.50	-	-	4.00	-	-	3.38	-	-	21.20	-
15	Baganuur JSC	20.00	10.00	50.00	10.00	10.00	100.00	10.00	10.00	100.00	60.00	63.40	105.67
16	Badmaarag khash LLC	-	-	-	-	116.92	-	-	-	-	384.20	-	-
18	Bayalag ord LLC	1.90	0.58	30.53	1.20	0.51	42.50	1.20	0.51	42.50	30.00	2.90	9.67
19	Bayan-Erch LLC	-	2.30	-	-	2.30	-	3.00	2.30	76.67	-	-	-
21	Bayantegsh impex LLC	-	0.10	-	-	-	-	-	-	-	-	1.50	-
22	Bayanteeg LIC	1.30	0.40	30.77	1.20	1.10	91.67	2.00	-	-	5.40	-	-
28	Boldtumur Eruu Gol LLC	-	2.60	-	-	-	-	10.00	-	-	-	4.45	-
32	Bud Undram LLC	1.00	6.20	620.00	1.00	6.20	620.00	-	1.20	-	2.00	16.00	800.00
33	Bulgan Gangat LLC	6.85	12.68	185.11	6.85	12.68	185.11	4.30	9.86	229.30	15.00	15.00	100.00
35	Bumbat LLC	18.60	13.00	69.89	25.30	-	-	25.30	-	-	131.50	50.20	38.17
36	Berkh-Uul LLC	1.00	-	-	-	-	-	-	-	-	10.00	11.90	119.00
45	GBNB LLC	-	2.30	-	-	2.30	-	-	1.00	-	-	114.60	-
53	Gurvan tukhum LLC	4.90	0.93	18.98	-	5.00	-	-	5.00	-	9.02	0.90	9.98
53	Gurvan tukhum LLC	4.40	4.10	93.18	4.70	-	-	4.70	-	-	9.43	1.02	10.86
55	Darkhan Metallurgy factory	-	-	-	-	-	-	12.00	12.00	100.00	93.50	14.83	15.86
57	Datsan trade LLC	-	1.14	-	-	1.14	-	-	-	-	-	-	-
57	Datsan trade LLC	5.44	0.86	15.81	4.60	0.86	18.70	3.70	-	-	96.50	-	-
60	Dun Yuan LLC	-	1.00	-	1.00	1.00	100.00	-	-	-	20.00	9.50	47.50
60	Dun Yuan LLC	-	0.40	-	-	-	-	-	-	-	-	95.00	-
61	Dun-Erdene LLC	0.77	3.40	441.56	0.50	4.20	840.00	-	-	-	2.20	17.60	800.00
64	Jinghua ord LLC	0.06	1.44	2,400	0.06	0.01	16.67	-	-	-	-	38.00	-
65	Jotoin bajuuna LLC	-	4.73	-	-	4.73	-	-	1.40	-	-	51.40	-

No.	Companies	Technical Remediation (in hectare)			Soil remediation (in hectare)			Biological remediation (in hectare)			Declared cost of work done (in million MNT)		
		Plan	Actual	Percent	Plan	Actual	Percent	Plan	Actual	Percent	Plan	Actual	Percent
65	Jotoin bajuuna LLC	4.41	-	-	4.41	-	-	3.60	-	-	11.74	-	-
66	Jun Yan LLC	0.01	-	-	-	-	-	-	-	-	5.00	-	-
79	Lutchuluu LLC	-	-	-	-	-	-	-	-	-	23.00	-	-
83	MARCO POLO LLC	42.54	23.80	55.95	-	-	-	9.20	-	-	-	1,313.65	-
83	MARCO POLO LLC	13.15	8.60	65.40	-	-	-	-	-	-	6.70	474.67	7,084.63
84	Mon En Ko LLC	-	-	-	4.40	1.50	34.09	-	1.80	-	20.00	30.70	153.50
86	Monvolfarm LLC	-	-	-	-	-	-	-	-	-	-	3.50	-
90	Mongolbulgargeo LLC	7.00	16.39	234.14	-	5.30	-	3.00	5.30	176.67	90.50	51.12	56.48
91	Mongolrustsvetmet LLC	4.00	-	-	-	-	-	-	-	-	-	-	-
91	Mongolrustsvetmet LLC	22.20	8.60	38.74	-	2.00	-	4.00	2.20	55.00	101.20	195.72	193.40
91	Mongolrustsvetmet LLC	-	33.40	-	-	18.60	-	-	18.60	-	-	655.80	-
91	Mongolrustsvetmet LLC	20.00	-	-	-	-	-	26.00	-	-	35.00	-	-
92	Mongolczechmetal LLC	1.60	-	-	-	-	-	-	-	-	8.00	-	-
93	Mongol Alt Mak LLC	-	-	-	-	1.60	-	-	-	-	5.20	8.54	164.27
93	Mongol Alt Mak LLC	6.10	3.00	49.18	10.50	0.60	5.71	3.00	-	-	13.20	312.12	2,364.55
93	Mongol Alt Mak LLC	5.00	-	-	2.00	3.50	175.00	4.20	5.00	119.05	7.00	-	-
95	Monlaa LLC	-	-	-	8.00	-	-	0.30	-	-	-	-	-
96	Monpolimet LLC	18.00	51.50	286.11	30.00	31.60	105.33	20.00	54.60	273.00	180.00	719.00	399.44
96	Monpolimet LLC	-	62.30	-	5.00	10.00	200.00	-	-	-	42.10	474.92	1,128.08
97	Munkh Noyon Suvarga LLC	-	-	-	-	2.10	-	-	-	-	286.20	258.70	90.39
98	NABD LLC	7.00	2.40	34.29	-	-	-	-	2.10	-	60.00	47.00	78.33
100	NK LLC	-	-	-	-	-	-	-	-	-	0.70	-	-
102	Odod gold LLC	-	46.90	-	-	4.50	-	-	4.50	-	-	102.72	-
102	Odod gold LLC	-	23.10	-	-	16.70	-	-	16.70	-	-	68.41	-
103	Olova LLC	2.00	1.50	75.00	2.00	-	-	2.00	-	-	10.00	7.50	75.00
108	Ochir Tuv LLC	0.30	1.80	600.00	-	-	-	0.37	-	-	6.70	3.00	44.78
110	Oyu Tolgoi LLC	13.75	44.10	320.73	40.00	37.50	93.75	27.94	70.00	250.54	-	-	-
111	Urmun-Uul LLC	2.70	4.60	170.37	2.00	2.10	105.00	2.00	2.10	105.00	3.50	4.00	114.29
117	Reo LLC	3.45	-	-	-	-	-	-	-	-	25.00	-	-
118	Redhill Mongolia LLC	10.00	3.05	30.50	10.00	3.05	30.50	10.00	3.05	30.50	72.00	103.20	143.33
122	Southgobi Sands LLC	3.80	9.20	242.11	4.40	-	-	4.80	10.20	212.50	248.11	1,091.40	439.89

No.	Companies	Technical Remediation (in hectare)			Soil remediation (in hectare)			Biological remediation (in hectare)			Declared cost of work done (in million MNT)		
		Plan	Actual	Percent	Plan	Actual	Percent	Plan	Actual	Percent	Plan	Actual	Percent
122	Southgobi Sands LLC	-	-	-	-	-	-	-	-	-	172.70	-	-
124	COAL LLC	-	-	-	-	-	-	-	-	-	15.98	362.69	2,269.65
126	CMKI LLC	0.20	-	-	-	-	-	-	-	-	8.14	-	-
127	Sonor Trade LLC	0.18	0.10	55.56	-	0.10	-	0.18	0.18	100.00	3.07	6.00	195.44
131	Tavantolgoi JSC	16.00	-	-	1.20	-	-	1.00	-	-	75.40	-	-
136	Ten Khun LLC	-	-	-	0.50	-	-	-	0.53	-	37.50	-	-
139	Ulzgol LLC	5.00	25.00	500.00	2.00	3.00	150.00	1.00	3.00	300.00	25.70	85.70	333.46
145	Khangad Exploration LLC	-	-	-	12.00	-	-	-	-	-	43.00	-	-
148	Khartarvagatai jsC	1.00	-	-	-	-	-	-	-	-	4.00	-	-
152	Khotgor shanaga LLC	-	-	-	-	-	-	-	-	-	20.00	-	-
157	Khuslemj LLC	8.50	-	-	1.50	-	-	1.50	-	-	14.10	32.00	226.95
159	Tsairtmineral LLC	2.00	2.00	100.00	-	-	-	-	2.00	-	8.97	100.64	1,121.96
163	Tsevdeg LLC	2.60	-	-	2.60	-	-	-	-	-	3.50	-	-
163	Tsevdeg LLC	1.31	0.48	36.64	1.31	-	-	1.31	-	-	8.50	7.05	82.94
167	Chinkhua MAK nariin sukhait LLC	-	-	-	-	-	-	-	-	-	22.00	61.00	277.27
168	Shanlun LLC	1.40	2.00	142.86	0.50	0.30	60.00	-	-	-	2.00	12.00	600.00
169	Shanjin Ord LLC	0.50	-	-	-	-	-	-	-	-	3.00	-	-
170	Shar Narst LLC	2.10	2.26	107.62	1.10	-	-	-	-	-	213.20	36.00	16.89
171	Shariin Gol LLC	3.70	3.50	94.59	-	-	-	0.70	0.70	100.00	30.70	32.10	104.56
173	Shivee Owoo JSC	15.40	2.10	13.64	18.20	9.20	50.55	6.90	3.00	43.48	12.40	10.00	80.65
174	Shin Shin LLC	-	-	-	0.80	-	-	0.40	-	-	3.80	-	-
177	Shine Longda LLC	-	-	-	9.21	-	-	-	-	-	69.10	-	-
186	MCTT LLC	-	0.11	-	-	-	-	0.09	0.40	444.44	12.00	12.00	100.00
190	Energy resource LLC	-	-	-	2.00	2.00	100.00	-	2.00	-	440.00	648.28	147.34
195	Erdenes Tavan Tolgoi LLC	-	-	-	-	1.20	-	-	-	-	50.10	73.80	147.31
195	Erdenes Tavan Tolgoi LLC	-	-	-	2.60	-	-	-	-	-	48.80	-	-
196	Erdenet mining corporation LLC	-	5.00	-	-	-	-	-	4.00	-	-	-	-
197	Erel LLC	1.00	1.00	100.00	-	-	-	-	-	-	1.50	1.00	66.67
197	Erel LLC	-	0.30	-	0.40	0.59	147.50	0.40	0.59	147.50	3.60	4.72	131.11
197	Erel LLC	0.08	-	-	-	0.18	-	-	-	-	2.89	1.23	42.56
197	Erel LLC	-	-	-	-	-	-	-	-	-	0.80	-	-

No.	Companies	Technical Remediation (in hectare)			Soil remediation (in hectare)			Biological remediation (in hectare)			Declared cost of work done (in million MNT)		
		Plan	Actual	Percent	Plan	Actual	Percent	Plan	Actual	Percent	Plan	Actual	Percent
197	Erel LLC	0.32	-	-	-	-	-	-	-	-	2.50	-	-

ANNEX 8: Breakdown of licences by extractivecompany

No.	Company	Type of minerals/products	Licence type	Licence reference	Area (ha)	Granted	Location
1	Avdar Bayan LLC	Gold	Minerals Extracting	MV-017100	28	19/09/2002	Tuv aimag, Zaamar soum
2	AGM Mining LLC	Gold	Minerals Extracting	MV-014917	6,475	22/05/2009	Umnugobi aimag, Gurvan tes soum
3	Adamas Mining LLC		Minerals Exploring	XV-003367	39,762	12/11/2009	Dornod aimag, Dashbalbar, Gurvanzagal soum
			Minerals Exploring	XV-005183	3,738	05/12/2002	Khentii aimag, Bayankhutag soum
			Minerals Exploring	XV-005240	4,979	24/12/2002	Khentii aimag, Jargaltkhaan, Murun soum
			Minerals Exploring	XV-017100	6,263	16/01/2007	Tuv aimag, Bayanjargalan, Bayan soum
4	Adil-Och LLC	Fluoride	Minerals Extracting	MV-006399	43	04/10/2003	Dundgobi aimag, Ulziit soum
5	Aduunchuluun JSC	Coal	Minerals Extracting	MV-001389	92	29/10/1998	Dornod aimag, Bayantumen soum
		Coal	Minerals Extracting	MV-001364	74	01/10/1998	Dornod aimag, Bayantumen soum
6	Asiagold Mongolia LLC		Minerals Exploring	XV-012423	19,624	15/03/2002	Umnugobi aimag, Khanbogd soum
			Minerals Exploring	XV-014455	5,216	27/11/2008	Umnugobi aimag, Khanbogd soum
		Gold	Minerals Extracting	MV-017014	2,922	12/03/2012	Umnugobi aimag, Noyon soum
		Gold	Minerals Extracting	MV-017043	2,665	25/05/2012	Umnugobi aimag, Noyon soum
7	Altain Khuder LLC		Minerals Exploring	XV-010368	4,656	30/08/2005	Gobi-Altai aimag, Tseel soum
			Minerals Exploring	XV-013526	7,556	30/08/2005	Gobi-Altai aimag, Tseel soum
		Iron	Minerals Extracting	MV-015377	124	28/12/2009	Gobi-Altai aimag, Tseel soum
		Iron	Minerals Extracting	MV-013527	7,556	11/04/2008	Gobi-Altai aimag, Tseel soum
8	Altan Dornod Mongol LLC	Gold	Minerals Extracting	MV-000005	108	06/03/1997	Tuv aimag, Zaamar soum
		Gold	Minerals Extracting	MV-004411	452	15/05/2002	Tuv aimag, Zaamar soum
		Gold	Minerals Extracting	MV-004412	530	15/05/2002	Tuv aimag, Zaamar soum
		Gold	Minerals Extracting	MV-005028	1,252	23/10/2002	Tuv aimag, Zaamar soum
		Gold	Minerals Extracting	MV-001134	125	21/04/1998	Tuv aimag, Zaamar soum
		Gold	Minerals Extracting	MV-000296	488	14/10/1995	Tuv aimag, Zaamar soum
		Gold	Minerals Extracting	MV-000200	22	22/07/1996	Tuv aimag, Zaamar soum
		Gold	Minerals Extracting	MV-000213	34	06/01/1997	Tuv aimag, Zaamar soum
		Gold	Minerals Extracting	MV-012439	149	07/05/2007	Tuv aimag, Zaamar soum
		Gold	Minerals Extracting	MV-000704	387	21/07/1997	Tuv aimag, Zaamar soum
		Gold	Minerals Extracting	MV-000129	104	24/07/1996	Tuv aimag, Zaamar soum
		Gold	Minerals Extracting	MV-000323	37	31/07/1995	Tuv aimag, Zaamar soum
		Gold	Minerals Extracting	MV-000447	9	31/07/1995	Tuv aimag, Zaamar soum
		Gold	Minerals Extracting	MV-005092	37	08/11/2002	Tuv aimag, Zaamar soum
Gold	Minerals Extracting	MV-005778	64	19/05/2003	Tuv aimag, Zaamar soum		

No.	Company	Type of minerals/products	Licence type	Licence reference	Area (ha)	Granted	Location
		Gold	Minerals Extracting	MV-003803	116	05/11/2001	Tuv aimag, Zaamar soum
		Gold	Minerals Extracting	MV-000290	66	22/07/1996	Tuv aimag, Zaamar soum Bulgan aimag, Buregkhangai soum
		Gold	Minerals Extracting	MV-005961	24	20/06/2003	Tuv aimag, Zaamar soum Bulgan aimag, Buregkhangai soum
		Gold	Minerals Extracting	MV-000181	7	24/04/1996	Bulgan aimag, Buregkhangai soum
		Gold	Minerals Extracting	MV-000782	24	28/10/1997	Bulgan aimag, Buregkhangai soum
		Gold	Minerals Extracting	MV-013786	9	09/06/2008	Bulgan aimag, Buregkhangai soum
		Gold	Minerals Extracting	MV-013787	48	09/06/2008	Bulgan aimag, Buregkhangai soum
		Gold	Minerals Extracting	MV-010431	41	14/09/2005	Bulgan aimag, Buregkhangai soum
		Gold	Minerals Extracting	MV-004780	764	26/08/2002	Arkhangai aimag, Tsenkher soum
		Gold	Minerals Extracting	MV-001410	2,672	27/11/1998	Arkhangai aimag, Tsenkher soum
		Gold	Minerals Extracting	MV-012004	1,500	10/07/2000	Arkhangai aimag, Tsenkher soum
		Gold	Minerals Extracting	MV-004174	539	27/02/2002	Arkhangai aimag, Tsenkher soum
		Gold	Minerals Extracting	MV-004822	114	02/09/2002	Arkhangai aimag, Tsenkher soum
		Gold	Minerals Extracting	MV-000127	8	09/06/1995	Selenge aimag, Bayangol soum
		Gold	Minerals Extracting	MV-004839	55	03/09/2002	Uvurkhangai aimag, Nariinteel soum
			Minerals Exploring	XV-003839	66	16/11/2001	Tuv aimag, Zaamar soum
			Minerals Exploring	XV-004966	107	07/09/2002	Tuv aimag, Zaamar soum
			Minerals Exploring	XV-003828	7,203	15/11/2001	Tuv aimag, Zaamar soum Bulgan aimag, Buregkhangai soum
			Minerals Exploring	XV-010342	6	26/08/2005	Bulgan aimag, Buregkhangai soum
			Minerals Exploring	XV-009698	6,544	02/05/2005	Arkhangai aimag, Tsenkher soum
			Minerals Exploring	XV-006219	331	21/08/2003	Arkhangai aimag, Tsenkher soum
			Minerals Exploring	XV-008953	1,919	14/12/2004	Arkhangai aimag, Tsenkher soum
			Minerals Exploring	XV-007557	10,394	24/05/2004	Khuvsgul aimag, Ulaan-Uul soum
			Minerals Exploring	XV-007558	58,543	24/05/2004	Khuvsgul aimag, Ulaan-Uul soum
			Minerals Exploring	XV-017138	3,790	03/07/2007	Bayankhongor aimag, Baatsagaan, Khureemarl soum
			Minerals Exploring	XV-017141	5,060	26/06/2007	Bayankhongor aimag, Baatsagaan, Khureemarl soum
			Minerals Exploring	XV-017140	3,669	27/06/2007	Bayankhongor aimag, Baatsagaan, Khureemarl soum
			Minerals Exploring	XV-017135	609	26/06/2007	Bayankhongor aimag, Baatsagaan, Khureemarl soum
			Minerals Exploring	XV-017142	3,581	03/07/2007	Bayankhongor aimag, Baatsagaan, Khureemarl soum
			Minerals Exploring	XV-017138	2,753	03/07/2007	Bayankhongor aimag, Baatsagaan, Khureemarl soum
			Minerals Exploring	XV-017139	4,187	03/08/2007	Bayankhongor aimag, Baatsagaan, Khureemarl soum
			Minerals Exploring	XV-006922	3,886	09/02/2004	Uvurkhangai aimag, Nariinteel soum
			Minerals Exploring	XV-011447	1,953	24/02/2006	Dornod aimag, Dashbalbar soum
			Minerals Exploring	XV-011448	743	24/02/2006	Dornod aimag, Dashbalbar soum

No.	Company	Type of minerals/products	Licence type	Licence reference	Area (ha)	Granted	Location
			Minerals Exploring	XV-011938	3,547	25/08/2006	Khovd aimag, Darvi, Chandmani soum
			Minerals Exploring	XV-011939	654	25/08/2006	Khovd aimag, Darvi, Chandmani soum
			Minerals Exploring	XV-012050	1,308	25/09/2006	Khovd aimag, Darvi, Chandmani soum
			Minerals Exploring	XV-012051	3,164	25/09/2006	Khovd aimag, Darvi, Chandmani soum
9	Altanrio Mongolia LLC		Minerals Exploring	XV-014689	13,757	24/04/2009	Khovd aimag, Zereg, Chandmani soum
			Minerals Exploring	XV-014695	40,885	24/04/2009	Khovd aimag, Darvi, Zereg soum
			Minerals Exploring	XV-014857	27,134	17/04/2009	Khovd aimag, Chandmani soum
			Minerals Exploring	XV-014705	22,929	24/04/2006	Khovd aimag, Chandmani soum
			Minerals Exploring	XV-012321	6,219	10/01/2007	Khentii aimag, Dadal soum
			Minerals Exploring	XV-013040	6,172	11/12/2007	Khentii aimag, Dadal soum
			Minerals Exploring	XV-014330	1,320	22/10/2008	Khentii aimag, Dadal soum
10	And Survey LLC	Gravel	Minerals Extracting	MV-016906	255	25/08/2011	Tuv aimag, Sergelen soum
11	Andiin Ilch LLC	Coal	Minerals Extracting	MV-012307	36	02/01/2007	Sukhbaatar aimag, Erdenetsagaan soum
12	Anian Resources LLC	Molybdenum, Copper	Minerals Extracting	MV-016836	6,041	26/05/2011	Bayankhongor aimag, Shinejinst soum
		Molybdenum, Copper	Minerals Extracting	MV-017082	358	20/07/2012	Bayankhongor aimag, Shinejinst soum
13	Ankhai-International LLC	Iron	Minerals Extracting	MV-009515	211	30/03/2005	Tuv aimag, Bayanjargalan soum
14	AUM LLC	Gold, Copper	Minerals Extracting	MV-000362	730	09/06/1995	Uvurkhangai aimag, Uyanga soum
15	Baganuur JSC	Coal	Minerals Extracting	MV-001371	1,445	09/10/1998	Tuv aimag, Bayandelger soum Ulaanbaatar city, Baganuur discrit
16	Badmaarag Khash LLC	Coal	Minerals Extracting	MV-016679	755	08/10/2010	Sukhbaatar aimag, Erdenetsagaan soum
			Minerals Exploring	XV-013220	21,297	31/01/2008	Sukhbaatar aimag, Erdenetsagaan soum
17	Batu Mining Mongolia LLC		Minerals Exploring	XV-014322	255	20/10/2008	Khentii aimag, Umnudelger soum
			Minerals Exploring	XV-008513	15,819	04/10/2004	Sukhbaatar aimag, Erdenetsagaan soum
			Minerals Exploring	XV-008514	12,419	04/10/2004	Sukhbaatar aimag, Erdenetsagaan soum
			Minerals Exploring	XV-008517	7,425	04/10/2004	Sukhbaatar aimag, Erdenetsagaan soum
			Minerals Exploring	XV-008030	5,671	03/08/2004	Khentii aimag, Tsenkhermandal soum
			Minerals Exploring	XV-008033	11,158	03/08/2004	Khentii aimag, Umnudelger soum
			Minerals Exploring	XV-008036	6,149	03/08/2004	Khentii aimag, Umnudelger soum
			Minerals Exploring	XV-008037	17,385	03/08/2004	Khentii aimag, Umnudelger, Batshireet soum
			Minerals Exploring	XV-008038	18,825	03/08/2004	Khentii aimag, Batshireet soum
			Minerals Exploring	XV-008039	10,152	03/08/2004	Khentii aimag, Binder soum
			Minerals Exploring	XV-013924	22,262	28/06/2005	Dornod aimag, Bayantumen, Choibalsan soum
18	Bayalag Ord LLC	Coal	Minerals Extracting	MV-000222	72	28/10/1996	Bayankhongor aimag, Galuut soum

No.	Company	Type of minerals/products	Licence type	Licence reference	Area (ha)	Granted	Location
19	Bayan-Erch LLC						
20	Bayan Airag Exploration LLC	Gold	Minerals Extracting	MV-013409	6,100	24/03/2008	Zavkhan aimag, Durvuljin soum
21	Bayantegsh Impex LLC	Fluoride	Minerals Extracting	MV-003389	33	12/06/2001	Khentii aimag, Darkhan soum
		Fluoride	Minerals Extracting	MV-006454	25	22/10/2003	Khentii aimag, Darkhan soum
		Fluoride	Minerals Extracting	MV-008656	50	01/11/2004	Khentii aimag, Darkhan soum
		Fluoride	Minerals Extracting	MV-012203	29	13/11/2006	Khentii aimag, Darkhan soum
		Fluoride	Minerals Extracting	MV-016879	35	09/07/2011	Khentii aimag, Bor-undur soum
22	Bayanteeg JSC	Coal	Minerals Extracting	MV-000367	582	27/01/1996	Uvurkhangai aimag, Nariinteel soum
23	BDBL LLC		Minerals Exploring	XV-009116	883	10/01/2005	Uvurkhangai aimag, Khairkhandulaan soum
			Minerals Exploring	XV-010566	25,782	03/10/2005	Umnugobi aimag, Gurvantes soum
			Minerals Exploring	XV-012000	7,364	12/09/2006	Umnugobi aimag, Gurvantes soum
			Minerals Exploring	XV-012789	2,254	09/10/2007	Umnugobi aimag, Nomgon soum
			Minerals Exploring	XV-013879	2,219	16/07/2008	Uvurkhangai aimag, Nariinteel soum
			Minerals Exploring	XV-013880	14,460	16/07/2008	Uvurkhangai aimag, Nariinteel, Khairkhandulaan soum
			Minerals Exploring	XV-013581	541	21/04/2008	Uvurkhangai aimag, Nariinteel soum
			Minerals Exploring	XV-013600	8,992	23/04/2008	Umnugobi aimag, Noyon, Gurvantes soum
24	BCMM LLC	Gravel	Minerals Extracting	MV-017195	40	24/10/2012	Ulaanbaatar city, Khan-Uul discrit
25	BHM LLC	Molybdenum, Copper	Minerals Extracting	MV-015331	558	04/12/2009	Dornod aimag, Chuluunkhoroot soum
		Molybdenum, Copper	Minerals Extracting	MV-015635	1,860	11/08/2010	Dornod aimag, Dashbalbar soum
26	Bilguuntrade LLC	Gravel	Minerals Extracting	MV-012048	31	22/09/2006	Selenge aimag, Saikhan soum Darkhan-Uul aimag, Darkhan soum
			Minerals Exploring	XV-010940	280	25/02/2007	Selenge aimag, Saikhan soum Darkhan-Uul aimag, Darkhan soum
			Minerals Exploring	XV-008350	51	10/09/2004	Ulaanbaatar city, Khan-Uul discrit
27	Blake Mount Mining LLC		Minerals Exploring	XV-004439	1,791	21/05/2002	Sukhbaatar aimag, Munkhkhaan soum Khentii aimag, Bayankhutag soum
			Minerals Exploring	XV-004615	14,273	04/07/2002	Uvs aimag, Ulgii soum Khovd aimag, Myangad soum
			Minerals Exploring	XV-004629	24,333	04/07/2002	Bayankhongor aimag, Bayangobi, Shinjinst soum
28	Bold Tumor Eruu Gol LLC	Gravel	Minerals Extracting	MV-008888	1,406	09/12/2004	Selenge aimag, Eruu soum
			Minerals Exploring	XV-012602	49	01/08/2007	Darkhan-Uul aimag, Khongor soum
			Minerals Exploring	XV-013814	761	17/06/2008	Selenge aimag, Eruu soum
			Minerals Exploring	XV-014453	106	27/11/2008	Selenge aimag, Shaamar soum
29	Boroo Gold LLC	Gold	Minerals Extracting	MV-000198	1,398	21/06/1997	Selenge aimag, Bayangol soum
		Gold	Minerals Extracting	MV-000238	41	26/07/1995	Selenge aimag, Bayangol soum

No.	Company	Type of minerals/products	Licence type	Licence reference	Area (ha)	Granted	Location
		Gold	Minerals Extracting	MV-001970	642	06/12/1999	Selenge aimag, Bayangol soum
		Gold	Minerals Extracting	MV-001960	588	28/11/1999	Selenge aimag, Mandal soum
		Gold	Minerals Extracting	MV-011761	79	12/05/2006	Selenge aimag, Mandal soum
		Gold	Minerals Extracting	MV-012039	910	19/09/2006	Selenge aimag, Mandal soum
		Gold	Minerals Extracting	MV-015285	2,788	20/11/2009	Selenge aimag, Mandal soum Tuv aimag, Bornuur soum
30	Bridge Construction LLC	Gravel	Minerals Extracting	MV-010457	32	19/09/2005	Ulaanbaatar city, Baganuur discrit
		Gravel	Minerals Extracting	MV-011893	104	18/08/2006	Tuv aimag, Altanbulag soum
31	Broad LLC	Coal	Minerals Extracting	MV-014840	37,355	21/08/2006	Umnugobi aimag, Tsogtssetsii soum
32	Bud Undram LLC	Gold	Minerals Extracting	MV-016711	98	09/06/1995	Uvurkhangai aimag, Uyanga soum
33	Bulgan Gangat LLC	Gold	Minerals Extracting	MV-009305	105	17/02/2005	Tuv aimag, Zaamar soum
34	Bumbat Resources LLC		Minerals Exploring	XV-014782	26	05/03/2009	Gobi-Altai aimag, Chandmani soum
			Minerals Exploring	XV-008757	1,583	15/11/2004	Tuv aimag, Zaamar soum
			Minerals Exploring	XV-017149	24	15/11/2004	Tuv aimag, Zaamar soum
			Minerals Exploring	XV-017150	1,445	15/11/2004	Tuv aimag, Zaamar soum
			Minerals Exploring	XV-017151	1,590	15/11/2004	Tuv aimag, Zaamar soum
			Minerals Exploring	XV-017152	690	15/11/2004	Tuv aimag, Zaamar soum
			Minerals Exploring	XV-017153	612	15/11/2004	Tuv aimag, Zaamar soum
35	Bumbat LLC		Minerals Exploring	XV-017154	1,535	15/11/2004	Tuv aimag, Zaamar soum
		Gold	Minerals Extracting	MV-017156	46	06/07/2004	Tuv aimag, Zaamar soum
		Gold	Minerals Extracting	MV-017157	39	06/07/2004	Tuv aimag, Zaamar soum
		Gold	Minerals Extracting	MV-017158	25	11/11/2003	Tuv aimag, Zaamar soum
		Gold	Minerals Extracting	MV-017159	24	11/11/2003	Tuv aimag, Zaamar soum
		Gold	Minerals Extracting	MV-017160	25	14/11/1997	Tuv aimag, Zaamar soum
		Gold	Minerals Extracting	MV-017147	166	30/07/1999	Tuv aimag, Zaamar soum
		Gold	Minerals Extracting	MV-000167	218	05/05/1997	Khentii aimag, Norovlin soum
		Gold	Minerals Extracting	MV-001913	115	29/10/1999	Khentii aimag, Norovlin soum
36	Berkh-Uul LLC	Gold	Minerals Extracting	MV-010194	143	26/07/2005	Khentii aimag, Batnorov soum
		Fluoride	Minerals Extracting	MV-000166	57	24/11/1995	Khentii aimag, Batnorov soum
		Fluoride	Minerals Extracting	MV-010965	39	16/12/2005	Khentii aimag, Kherlen soum
		Coal	Minerals Extracting	MV-004590	44	01/07/2002	Khentii aimag, Murun soum
			Minerals Exploring	XV-011586	8,829	30/03/2006	Dornogobi aimag, Delgerekh soum
			Minerals Exploring	XV-011587	1,678	30/03/2006	Dornogobi aimag, Delgerekh, Altanshiree soum
37	Berkh Resources LLC		Minerals Exploring	XV-011612	677	31/03/2006	Dornogobi aimag, Ikh khet soum
			Minerals Exploring	XV-011756	27,708	12/05/2006	Bulgan aimag, Gurvanbulag soum Arkhangai aimag, Khashaat, Ugii nuur soum
			Minerals Exploring	XV-012514	16,061	26/06/2007	Selenge aimag, Eruu soum

No.	Company	Type of minerals/products	Licence type	Licence reference	Area (ha)	Granted	Location
			Minerals Exploring	XV-012532	10,551	05/07/2007	Sukhbaatar aimag, Munkhkhaan soum
			Minerals Exploring	XV-015048	2,082	05/08/2009	Khentii aimag, Batshireet soum
			Minerals Exploring	XV-012053	3,683	25/09/2006	Uvs aimag, Turgen soum
			Minerals Exploring	XV-012055	2,749	25/09/2006	Uvs aimag, Naranbulag soum
			Minerals Exploring	XV-010653	112	18/10/2005	Selenge aimag, Eruu soum
			Minerals Exploring	XV-012135	14,064	24/10/2006	Uvs aimag, Ulgii soum
			Minerals Exploring	XV-012247	34,472	27/11/2006	Khovd aimag, Bulgan soum
			Minerals Exploring	XV-012248	31,260	27/11/2006	Bayan-Ulgii aimag, Ulaankhus soum
38	Beren Group LLC		Minerals Exploring	XV-012129	771	24/10/2006	Bulgan aimag, Gurvanbulag soum
39	Beren Mining LLC	Iron	Minerals Extracting	MV-009772	408	12/05/2005	Arkhangai aimag, Tuvshruulekh soum
40	Vantage LLC	Gold	Minerals Extracting	MV-017129	8,800	12/09/2012	Dornogobi aimag, Saikhandulaan soum
41	Voyager Gold LLC		Minerals Exploring	XV-009348	10,598	23/02/2005	Umnugovi aimag Noyn, Bayndalai soum
42	Galaxy Mining Mongolia		Minerals Exploring	XV-008525	110,944	05/10/2004	Dornogovi aimag Khatanbulag soum
43	Gan Ilch LLC	Coal	Minerals Extracting	MV-012401	65	12/04/2007	Dundgovi aimag Baynjargalan soum
44	Gachuurt	Sand/Mud	Minerals Extracting	MV-015608	206	25/06/2010	Ulaanbaatar city Khan-Uul District Gishuunii am
45	GBNB LLC	Gold	Minerals Extracting	MV-008998	259	21/12/2004	Bulgan aimag Buregkhangai soum
46	Geosan		Minerals Exploring	XV-012416	5,899	18/04/2007	Bayn-Ulgii aimag Altantsugts soum
		Coal	Minerals Extracting	MV-000905	25	30/12/1997	Govi-Altai aimag Chandmani soum
			Minerals Exploring	XV-008040	32,619	03/08/2004	Baynkhongor aimag Bayngovi, Shinejinst soum
			Minerals Exploring	XV-008273	189	31/08/2004	Govi-Altai aimag Chandmani soum
			Minerals Exploring	XV-009538	13,604	31/03/2005	Dundgovi aimag Erdenedalai soum
			Minerals Exploring	XV-009761	633	06/05/2005	Govi-Altai aimag Chandmani soum
			Minerals Exploring	XV-010275	3,248	11/08/2005	Govi-Altai aimag Delger soum
			Minerals Exploring	XV-011106	5,228	12/01/2006	Govi-Altai aimag Tsogt.Biger soum
			Minerals Exploring	XV-011340	9,668	13/02/2006	Baynkhongor aimag Baynundur, Shinejinst soum
			Minerals Exploring	XV-011342	22,753	13/02/2006	Baynkhongor aimag Bayngovi, Shinejinst soum
47	Gobi Coal and Energy		Minerals Exploring	XV-011441	9,149	24/02/2006	Gobi-Altai aimag, Esunbulag soum
			Minerals Exploring	XV-011840	33,941	22/06/2006	Govi-Altai aimag Biger Chandmani soum
		Coal	Minerals Extracting	MV-011965	257	29/08/2006	Govi-Altai aimag Chandmani soum
		Coal	Minerals Extracting	MV-012728	490	21/09/2007	Baynkhongor aimag Shinejinst soum
			Minerals Exploring	XV-013845	7,116	27/06/2008	Govi-Altai aimag Biger Chandmani soum
		Coal	Minerals Extracting	MV-014217	202	29/08/2006	Govi-Altai aimag Chandmani soum
			Minerals Exploring	XV-015546	102	02/04/2010	Baynkhongor aimag Shinejinst soum
			Minerals Exploring	XV-016744	151	13/02/2006	Baynkhongor aimag Shinejinst soum
			Minerals Exploring	XV-016749	90	03/06/2008	Baynkhongor aimag Shinejinst soum
		Coal	Minerals Extracting	MV-017057	5,093	04/06/2012	Baynkhongor aimag Shinejinst soum

No.	Company	Type of minerals/products	Licence type	Licence reference	Area (ha)	Granted	Location
48	Gobi-exploration. LLC		Minerals Exploring	XV-017058	1,818	13/02/2006	Baynkhongor aimag Shinejinst soum
		Coal	Minerals Extracting	MV-017060	123	04/06/2012	Baynkhongor aimag Shinejinst soum
		Coal	Minerals Extracting	MV-017061	395	04/06/2012	Baynkhongor aimag Shinejinst soum
		Coal	Minerals Extracting	MV-17062	67	06/06/2012	Baynkhongor aimag Shinejinst soum
			Minerals Exploring	XV-008610	4,418	20/10/2004	Selenge aimag Khuder soum
			Minerals Exploring	XV-010783	5,236	10/11/2005	Sukhbaatar aimag Khalzan soum
			Minerals Exploring	XV-010844	635	24/11/2005	Khuvsgul aimag Tsagaan-Uul soum
49	Gobi energy partners LLC		Minerals Exploring	XV-011406	114	21/02/2006	Selenge aimag Bayngol soum
			Minerals Exploring	XV-011457	47	03/03/2006	Govi-Altai aimag Jargalant soum
			Minerals Exploring	XV-012931	3,670	13/11/2007	Sukhbaatar aimag Asgat soum
		Oil	Oil & Gas Exploring		6,930	21/04/2009	Dornogobi aimag
		Oil	Oil & Gas Exploring		4,657	21/04/2009	Dornogobi aimag
			Minerals Exploring	XV-013848	14,241	27/06/2008	Uvs aimag Davst soum
50	Golden cross LLC		Minerals Exploring	XV-013849	4,255	27/06/2008	Uvs aimag Davst soum
			Minerals Exploring	XV-014404	97,521	06/11/2008	Uvs aimag Davst soum
			Minerals Exploring	XV-014692	44,067	24/04/2009	Uvurkhangai aimag Bogd soum
51	Golden sea petroleum LLC		Minerals Exploring	XV-014691	1,323	24/04/2009	Tuv aimag Jargalant soum
			Minerals Exploring	XV-009503	806	25/03/2005	Khovd aimag Uynch soum
			Minerals Exploring	XV-013453	4,239	31/03/2008	Sukhbaatar aimag Sukhbaatar soum
			Minerals Exploring	XV-013453	4,239	31/03/2008	Sukhbaatar aimag Sukhbaatar soum
52	Grand Montana Mining LLC	Gold	Minerals Extracting	MV-000231	156	12/06/1997	Tuv aimag Sergelen soum
		Gold	Minerals Extracting	MV-006606	216	01/12/2003	Tuv aimag Sergelen soum
53	Darkhan Bor Khujir LLC	Fluoride	Minerals Extracting	MV-014272	164	08/10/2008	Khentii aimag Darkhan soum
		Iron	Minerals Extracting	MV-013851	39	27/06/2008	Selenge aimag Eruu soum
		Iron	Minerals Extracting	MV-010738	424	28/10/2005	Darkhan-Uul aimag Khongor soum
54	Darkhan Metallurgy factory	Iron	Minerals Extracting	MV-013319	1,200	28/02/2008	Selenge aimag Khuder soum
		Sand/Mud	Minerals Extracting	MV-012549	50	17/07/2007	Selenge aimag Saikhan soum
		Gold	Minerals Extracting	MV-015596	254	21/06/2010	Khentii aimag Norovlin soum
55	Darkhan shar burd LLC	Gold	Minerals Extracting	MV-015599	105	21/06/2010	Khentii aimag Norovlin soum
		Gold	Minerals Extracting	MV-011860	74	14/07/2006	Uvs aimag Tarialant soum
			Minerals Extracting	MV-011860	74	14/07/2006	Uvs aimag Tarialant soum
			Minerals Exploring	XV-008854	2,835	08/12/2004	Khentii aimag Norovlin soum
56	Datsan trade LLC		Minerals Exploring	XV-008854	2,835	08/12/2004	Khentii aimag Norovlin soum
			Minerals Exploring	XV-017240	7,287	28/12/2002	Umnugovi aimag Khurmen soum
		Coal	Minerals Extracting	MV-017239	146	24/12/2012	Umnugovi aimag Khurmen soum
57	Dongsheng petroleum LLC		Minerals Exploring	XV-005258	61,240	28/12/2002	Umnugovi aimag Khurmen soum
			Minerals Exploring	XV-005258	61,240	28/12/2002	Umnugovi aimag Khurmen soum
58	Duchin Delgerekh LLC	Coal	Minerals Exploring	XV-005258	61,240	28/12/2002	Umnugovi aimag Khurmen soum
59	Dun Yuan LLC	Lead	Minerals Extracting	MV-009852	53	20/05/2005	Umnugovi aimag Nomgon soum

No.	Company	Type of minerals/products	Licence type	Licence reference	Area (ha)	Granted	Location
		Lead	Minerals Extracting	MV-015032	542	28/07/2009	Umnugovi aimag Nomgon soum
		Lead	Minerals Extracting	MV-015033	425	28/07/2009	Umnugovi aimag Nomgon soum
61	Dun-Erdene LLC	Gold	Minerals Extracting	MV-005639	398	17/04/2003	Dornod aimag Bayndun soum
		Gold	Minerals Extracting	MV-007511	64	17/05/2004	Dornod aimag Bayndun soum
		Gold	Minerals Extracting	MV-016715	53	02/07/2004	Dornod aimag Bayndun soum
			Minerals Exploring	XV-013057	42	19/12/2007	Dornod aimag Bayndun soum
62	DUN LI LLC	Coal	Minerals Extracting	MV-014715	17	02/02/2006	Dornod aimag Baynjargalan soum
63	Jado Zambala LLC		Minerals Exploring	XV-016714	131,246	06/05/2008	Umnugovi aimag Manlai soum
64	Jinghua ord LLC	Iron	Minerals Extracting	MV-006701	59	24/12/2003	Khentii aimag
65	Jotoin bajuuna LLC	Gold	Minerals Extracting	MV-006612		02/12/2003	Tuv aimag Zaamar soum
		Gold	Minerals Extracting	MV-015586		28/05/2010	Tuv aimag Zaamar soum
			Minerals Exploring	XV-012504	931	14/06/2007	Dundgovi aimag Govi-Ugtaal soum
			Minerals Exploring	XV-015055	9,156	09/08/2002	Dornod aimag Choibalsan
			Minerals Exploring	XV-017226	3,534	09/08/2002	Dornod aimag Choibalsan
			Minerals Exploring	XV-012596	2,760	01/08/2007	Zavkhan aimag Erdenekhairhan soum
66	Jun Yan LLC		Minerals Exploring	XV-008726	223	18/06/2004	Darkhan-Uul aimag Khongor soum
			Minerals Exploring	XV-010354	2,115	30/08/2005	Zavkhan aimag Shiluustei
			Minerals Exploring	XV-010867	3,528	30/11/2005	Zavkhan aimag Shiluustei
			Minerals Exploring	XV-010869	940	30/11/2005	Zavkhan aimag Shiluustei
			Minerals Exploring	XV-013404	31,665	21/03/2008	Zavkhan aimag Telmen soum
			Minerals Exploring	XV-015153	6,757	17/09/2002	Bayn-Ulgii aimag Nogoонуур
67	Zanadu copper Mongolia LLC		Minerals Exploring	XV-013670	48,962	13/05/2008	Bulgan aimag Bugat soum
68	Zaraya Holdings LLC		Minerals Exploring	XV-007856	105,688	02/07/2004	Dornogovi aimag Ulaanbadrah soum
			Minerals Exploring	XV-014591	24,882	19/01/2005	Dornogovi aimag Khuvsgul
69	Zu U E LLC	Iron	Minerals Extracting	MV-010085	61	29/06/2005	Khentii aimag Darkhan soum
70	Zon Hen Yun Tian LLC	Oil	Oil & Gas Exploring		976,919	27/04/2009	Umnugovi aimag Khanbogd soum
71	Zuun Naiman Suvarga LLC	Salt	Minerals Extracting	MV-010061	29	27/06/2005	Uvs aimag Davst soum
72	Ing Hu LLC	Composite metal	Minerals Extracting	MV-017192	4,509	19/10/2012	Dornod aimag Choibalsan soum
			Minerals Exploring	XV-014922	1,969	16/12/2005	Dornogovi aimag Mandakh soum
73	Ikh Gobi Energy		Minerals Exploring	XV-014923	8,302	16/12/2005	Dornogovi aimag Mandakh soum
		Coal	Minerals Extracting	MV-017196	502	26/10/2012	Dornogovi aimag Mandakh soum
		Gold	Minerals Extracting	MV-007712	2,534	23/01/2007	Bulgan aimag Buregkhangai soum
74	Ikh Toikhoirol LLC	Gold	Minerals Extracting	MV-007713	605	24/01/2007	Bulgan aimag Buregkhangai soum
		Gold	Minerals Extracting	MV-004121	33	01/02/2002	Tuv aimag Zaamar
75	Casiop Contact LLC		Minerals Exploring	XV-014057	5,594	25/08/2008	Khentii aimag

No.	Company	Type of minerals/products	Licence type	Licence reference	Area (ha)	Granted	Location
76	Catcorp Mongolia LLC	Iron	Minerals Extracting	MV-014135	64		
			Minerals Exploring	XV-013732	987	22/05/2008	Bayn-Ulgii aimag Nogoonuur
77	Kojigovi LLC		Minerals Exploring	XV-004817	38,450	30/08/2002	Dornogovi aimag Ulaanbadrakh soum
			Minerals Exploring	XV-010860	2,960	30/11/2005	Dornogovi aimag Ulaanbadrakh soum
			Minerals Exploring	XV-012147	4,279	25/10/2006	Dornogovi aimag Ulaanbadrakh soum
			Minerals Exploring	XV-012146	22,095	25/10/2006	Dornogovi aimag Ulaanbadrakh soum
			Minerals Exploring	XV-012295	8,428	20/12/2006	Dornogovi aimag Ulaanbadrakh soum
			Minerals Exploring	XV-013546	15,946	15/04/2008	Dornogovi aimag Ulaanbadrakh soum
			Minerals Exploring	XV-011921	36,528	18/08/2006	Dornogovi aimag Ulaanbadrakh soum
			Minerals Exploring	XV-011946	79,011	29/08/2006	Dornogovi aimag Ulaanbadrakh soum
			Minerals Exploring	XV-012080	9,628	09/10/2006	Dornogovi aimag Ulaanbadrakh soum
			Minerals Exploring	XV-012251	136,137	27/11/2006	Dornogovi aimag Ulaanbadrakh soum
			Minerals Exploring	XV-013871	20,643	09/06/2008	Sukhbaatar aimag Erdenetsagaan soum
			Minerals Exploring	XV-013870	11,594	10/06/2008	Sukhbaatar aimag Dariganga soum
			Minerals Exploring	XV-013908	38,381	22/06/2008	Sukhbaatar aimag Ongon soum
			Minerals Exploring	XV-013907	43,884	22/06/2008	Sukhbaatar aimag Dariganga soum
			Minerals Exploring	XV-013910	6,519	22/06/2008	Sukhbaatar aimag Bayndelger soum
			Minerals Exploring	XV-013912	66,930	22/06/2008	Sukhbaatar aimag Erdenetsagaan soum
			Minerals Exploring	XV-013911	25,726	22/06/2008	Sukhbaatar aimag Ongon soum
			Minerals Exploring	XV-014017	90,247	18/08/2008	Sukhbaatar aimag Dariganga soum
			Minerals Exploring	XV-014131	48,754	09/09/2008	Sukhbaatar aimag Bayndelger soum
			Minerals Exploring	XV-014191	1,362	23/09/2008	Dornogovi aimag Ulaanbadrakh soum
	Minerals Exploring	XV-014190	2,006	23/09/2008	Dornogovi aimag Ulaanbadrakh soum		
	Minerals Exploring	XV-014429	48,976	19/11/2008	Sukhbaatar aimag Ongon soum		
	Minerals Exploring	XV-014478	14,376	01/12/2008	Sukhbaatar aimag Erdenetsagaan soum		
	Minerals Exploring	XV-014722	57,385	09/02/2009	Sukhbaatar aimag Erdenetsagaan soum		
	Minerals Exploring	XV-015174	1,331	09/02/2009	Sukhbaatar aimag Erdenetsagaan soum		
	Minerals Exploring	XV-014721	93,347	09/02/2009	Sukhbaatar aimag Erdenetsagaan soum		
	Minerals Exploring	XV-014853	40,805	16/04/2009	Sukhbaatar aimag Asgat soum		
	Minerals Exploring	XV-014744	7,137	23/02/2009	Sukhbaatar aimag Erdenetsagaan soum		
78	KVP LLC	Gold	Minerals Extracting	MV-014686	46	01/10/2002	Darkhan-Uul aimag Shariin gol
		Gold	Minerals Exploring	XV-014318	15,842	17/10/2008	Uvs aimag
79	Lutchuluu LLC	Iron	Minerals Extracting	MV-010207	109	26/07/2005	Khentii aimag Darkhan soum
		Iron	Minerals Extracting	MV-010206	84	26/07/2005	Khentii aimag Darkhan soum
80	Magnai Trade LLC	Oil	Minerals Exploring				

No.	Company	Type of minerals/products	Licence type	Licence reference	Area (ha)	Granted	Location
81	Max Impex LLC		Minerals Exploring	XV-003798	615	02/11/2001	Umnugovi aimag, Mandal owoo soum
			Minerals Exploring	XV-003816	1,312	13/11/2001	Umnugovi aimag, Mandal owoo soum
82	Mandal-Altai Group LLC	Coal	Minerals Extracting	MV-017121	54	06/09/2012	Govi-Altai aimag, Delger soum
		Coal	Minerals Extracting	MV-006387	26	04/10/2003	Govi-Altai aimag, Tugrug soum
83	MARCO POLO LLC	Gold	Minerals Extracting	MV-015636	291	13/08/2010	Govi-Altai aimag, Biger soum
		Gold	Minerals Extracting	MV-017117	322	07/09/2012	Govi-Altai aimag, Biger soum
		Coal	Minerals Extracting	MV-001414	29	30/12/1998	Hovd aimag, Darvi soum
		Coal	Minerals Extracting	MV-001640	41	25/05/1999	Hovd aimag, Darvi soum
		Coal	Minerals Extracting	MV-004322	54	23/04/2002	Hovd aimag, Darvi soum
		Coal	Minerals Extracting	MV-006525	46	07/11/2003	Hovd aimag, Darvi soum
		Coal	Minerals Extracting	MV-0011887	203	14/08/2006	Hovd aimag, Darvi soum
		Coal	Minerals Extracting	MV-011888	1,753	14/08/2006	Hovd aimag, Darvi soum
		Coal	Minerals Extracting	MV-015289	39	23/11/2009	Hovd aimag, Darvi soum
		Coal	Minerals Extracting	MV-002913	38	26/01/2001	Hovd aimag, Uyench, Bulgan soum
		Coal	Minerals Extracting	MV-011889	486	14/08/2006	Hovd aimag, Darvi soum
		Coal	Minerals Extracting	MV-001414	39	30/12/1998	Hovd aimag, Darvi soum
		84	Mon En Ko LLC		Minerals Exploring	XV-007460	276
	Minerals Exploring			XV-008976	26,015	17/12/2004	Hovd aimag, Zereg, Mankhan soum
	Minerals Exploring			XV-011515	31,709	20/03/2006	Hovd aimag, Darvi soum
	Minerals Exploring			XV-011628	3,518	03/04/2006	Hovd aimag, Zereg Mankhan soum
	Minerals Exploring			XV-011719	216,559	28/04/2006	Hovd aimag, Tsogt, Erdene soum
	Minerals Exploring			XV-011724	2,110	28/04/2006	Hovd Aimag, Zereg soum
	Minerals Exploring			XV-012126	41,352	24/10/2006	Hovd Aimag, Erdene soum
	Minerals Exploring			XV-012315	3,246	02/01/2007	Govi-Altai aimag, Bugat, Altai soum
	Minerals Exploring			XV-008334	9,069	09/09/2004	Uvs aimag tsagaankhairkhan soum
	Minerals Exploring			XV-008335	22,543	09/09/2004	Uvs aimag tsagaankhairkhan soum
	Minerals Exploring			XV-008338	11,005	09/09/2004	Hovd aimag, tsetseg soum
	Minerals Exploring			XV-008340	87,346	09/09/2004	Govi-Altai aimag, Bugat soum
	Minerals Exploring			XV-008341	30,162	09/09/2004	Bayan-Ulgii aimag, Deluun soum
86	Monvolfarm LLC	Wolfram	Minerals Extracting	MV-011666	81	10/04/2006	Tuv aimag, Bayanchandmana soum
87	Mongol Altai resources LLC		Minerals Exploring	XV-016842	167,127	22/08/2007	Bayan-Ulgii aimag, Altai buyant Sagsai Ulaankhus soum
88	Mongol gazar LLC	Gold	Minerals Extracting	MV-002426	374	10/07/2000	Arkhangai aimag, Tsenkher soum
		Gold	Minerals Extracting	MV-002427	173	10/07/2000	Arkhangai aimag, Tsenkher soum
89	Mongol Metal Mining LLC	Ore	Minerals Extracting	MV-012263	79	30/11/2006	Bulgan aimag, Buregkhangai soum
90	Mongolbulgargeo LLC	Gold	Minerals Extracting	MV-000456	830	12/02/1996	Bayankhongor aimag, Galuut soum
		Gold	Minerals Extracting	MV-000311	167	31/01/1995	Bayankhongor aimag, Bayan-Owoo soum

No.	Company	Type of minerals/products	Licence type	Licence reference	Area (ha)	Granted	Location
		Gold	Minerals Extracting	MV-000015	88	22/07/1996	Bayankhongor aimag, Bumbugur soum
		Fluoride	Minerals Extracting	MV-000174	371	18/08/1995	Khentii aimag, Darkhan soum
		Fluoride	Minerals Extracting	MV-000173	69	18/08/1995	Khentii aimag, Darkhan soum
		Fluoride	Minerals Extracting	MV-001693	54	17/06/1999	Khentii aimag, Darkhan soum
		Fluoride	Minerals Extracting	MV-011722	142	28/04/2006	Dornogovi aimag, Ikh het soum
		Fluoride	Minerals Extracting	MV-000159	20	17/08/1995	Dornogovi aimag, Ikh het soum
		Fluoride	Minerals Extracting	MV-000160	7	06/03/1996	Dornogovi aimag, Ikh het soum
		Fluoride	Minerals Extracting	MV-000163	14	17/08/1995	Dornogovi aimag, airag soum
		Fluoride	Minerals Extracting	MV-000161	6	17/08/1995	Dornogovi aimag, airag soum
		Fluoride	Minerals Extracting	MV-004306	92	19/04/2002	Dornogovi aimag, bayanjargalan soum
		Fluoride	Minerals Extracting	MV-004487	93	31/05/2002	Dornogovi aimag, bayanjargalan soum
		Fluoride	Minerals Extracting	MV-002230	26	21/04/2000	Dornogovi aimag, airag soum
		Fluoride	Minerals Extracting	MV-002231	59	21/04/2000	Dornogovi aimag, airag soum
		Fluoride	Minerals Extracting	MV-003596	25	10/08/2001	Dornogovi aimag, airag soum
		Fluoride	Minerals Extracting	MV-011424	168	23/02/2006	Khentii aimag, Darkhan soum
		Fluoride	Minerals Extracting	MV-012884	36	14/10/1996	Dornogovi aimag, Urgun soum
		Fluoride	Minerals Extracting	MV-000165	6	14/10/1995	Dornogovi aimag, Urgun soum
		Fluoride	Minerals Extracting	MV-000164	8	20/07/1996	Dornogovi aimag, Urgun soum
91	Mongolrustsvetmet LLC	Fluoride	Minerals Extracting	MV-013440	35	28/03/2008	Dornogovi aimag, Urgun soum
		Gold	Minerals Extracting	MV-000175	503	18/08/1995	Tuv aimag, Zaamar soum
		Gold	Minerals Extracting	MV-004818	37	30/08/2002	Tuv aimag, Zaamar soum
		Gold	Minerals Extracting	MV-004878	66	17/09/2002	Tuv aimag, Zaamar soum
		Gold	Minerals Extracting	MV-007137	115	23/03/2004	Tuv aimag, Zaamar soum
		Gold	Minerals Extracting	MV-010875	30	30/11/2005	Tuv aimag, Zaamar soum
		Gold	Minerals Extracting	MV-009065	109	03/01/2005	Tuv aimag, Zaamar soum
		Gold	Minerals Extracting	MV-012131	33	24/10/2006	Tuv aimag, Zaamar soum
		Gold	Minerals Extracting	MV-007197	50	02/04/2004	Tuv aimag, Zaamar soum
		Tungsten	Minerals Extracting	MV-011721	3,506	28/04/2006	Khentii aimag, Umnudelger soum
		Silver	Minerals Extracting	MV-004388	37	09/05/2002	Bayan-Ulgii, Nogoonnaur soum
		Silver	Minerals Extracting	MV-008191	390	16/08/2004	Bayan-Ulgii, Nogoonnaur soum
		Silver	Minerals Extracting	MV-008645	621	28/10/2004	Bayan-Ulgii, Nogoonnaur soum
		Silver	Minerals Extracting	MV-000278	2	06/07/1996	Bayan-Ulgii, Nogoonnaur soum
		Coal	Minerals Extracting	MV-000158	13	18/08/1995	Dornogovi aimag, Ikh het soum
		Iron	Minerals Extracting	MV-016657	133	16/09/2010	Khentii aimag, Darkhan soum
		Gold	Minerals Extracting	MV-004211	14,192	21/03/2002	Bayankhongor aimag, Erdenetsogt soum
		Gold	Minerals Extracting	MV-003595	10,479	10/08/2001	Bayankhongor aimag, Erdenetsogt soum

No.	Company	Type of minerals/products	Licence type	Licence reference	Area (ha)	Granted	Location
92	Mongolczechmetal LLC	Copper	Minerals Extracting	MV-006483	24,185	28/10/2003	Uvs aimag Naranbulag soum
		Fluoride	Minerals Extracting	MV-001105	104	07/04/1998	Tuv aimag, Bayantsagaan soum
		Fluoride	Minerals Extracting	MV-003284	33	11/05/2001	Tuv aimag, Bayantsagaan soum
		Fluoride	Minerals Extracting	MV-008633	222	21/10/2004	Tuv aimag, Bayantsagaan soum
93	Mongol Alt Mak LLC	Coal	Minerals Extracting	MV-000227	91	08/10/1995	Umnugovi aimag, Gurvan tus soum
		Coal	Minerals Extracting	MV-005458	131	25/02/2003	Umnugovi aimag, Gurvan tus soum
		Coal	Minerals Extracting	MV-006852	31	28/01/2004	Umnugovi aimag, Gurvan tus soum
		Coal	Minerals Extracting	MV-012225	872	22/11/2006	Umnugovi aimag, Gurvan tus soum
		Coal	Minerals Extracting	MV-012226	36	22/11/2006	Umnugovi aimag, Gurvan tus soum
		Coal	Minerals Extracting	MV-002545	118	17/08/2000	Dornogovi aimag, Dalanjargalan soum
		Coal	Minerals Extracting	MV-012463	118	23/05/2007	Dornogovi aimag, Dalanjargalan soum
		Coal	Minerals Extracting	MV-012199	1,444	09/11/2006	Dundgovi aimag, Bayanjargalan soum
		Mud	Minerals Extracting	MV-013653	23	08/05/2008	Dundgovi aimag, Bayanjargalan soum
		Limestone	Minerals Extracting	MV-009427	273	14/03/2005	Dornogovi aimag, Dalanjargalan soum
		Coal	Minerals Extracting	MV-014298	1,082		Dornod aimag, Bayantumen soum
		Copper	Minerals Extracting	MV-009630	132	18/04/2005	Dornogovi aimag, Mandakh soum
		Gypsum	Minerals Extracting	MV-015353	59	10/12/2009	Dundgovi aimag, Delgerkhangai soum
		Gypsum	Minerals Extracting	MV-016898	166	03/08/2011	Dundgovi aimag, Delgerkhangai soum
		Gravel	Minerals Extracting	MV-015572	611	12/04/2010	Dornogovi aimag, Dalanjargalan soum
		Gravel	Minerals Extracting	MV-016735	88	08/12/2010	Dornogovi aimag, Dalanjargalan soum
		Sand/Mud	Minerals Extracting	MV-015573	34	12/04/2010	Ulaanbaatar capital, Nalaikh district
		Coal	Minerals Extracting	MV-000716	19	31/07/1997	Dundgovi aimag, Dalanjargalan soum
		Coal	Minerals Extracting	MV-011932	1,430	22/08/2006	Dundgovi aimag, Dalanjargalan soum
			Minerals Exploring	XV-006735	24,757		Zavkhan aimag, Urgamal soum
			Minerals Exploring	XV-007706	7,648	11/06/2004	Umnugovi aimag, Noyon soum
			Minerals Exploring	XV-007870	7,793		Govi-Altai aimag, Erdene soum
	Minerals Exploring	XV-008220	4,301	06/07/2004	Bayankhongor aimag, Zag soum		
	Minerals Exploring	XV-009428	391	14/03/2005	Dornogovi aimag, Dalanjargalan soum		
	Minerals Exploring	XV-006632	4049	09/12/2003	Dornod aimag, Bayantumen soum		
	Minerals Exploring	XV-012200	1,223	09/11/2006	Dundgovi aimag, Bayanjargalan soum		
	Minerals Exploring	XV-012171	33	06/11/2006	Tuv aimag, Altanbuag soum		
94	Mondulaan trade LLC	Gold	Minerals Extracting	MV-000332	15	06/05/1994	Tuv aimag, Zaamar soum
		Gold	Minerals Extracting	MV-000379	10	06/05/1994	Tuv aimag, Zaamar soum
		Gold	Minerals Extracting	MV-000397	11	06/05/1994	Tuv aimag, Zaamar soum
95	Monlaa LLC	Iron	Minerals Extracting	MV-013875	276	10/07/2008	Dornogovi aimag, Hatanbulag soum
96	Monpolimet LLC	Gold	Minerals Extracting	MV-000321	1,042	14/10/1996	Bulgan aimag, Buregkhangai soum

No.	Company	Type of minerals/products	Licence type	Licence reference	Area (ha)	Granted	Location
		Gold	Minerals Extracting	MV-000184	399	22/04/1996	Tuv aimag, Zaamar soum
97	Munkh Noyon Suvarga LLC	Coal	Minerals Extracting	MV-016872	69,233	06/07/2011	Umnugovi aimag, Bayan owoo soum
		Gold	Minerals Extracting	MV-015645	35	25/08/2010	Selenge aimag, Khuder soum\
			Minerals Exploring	XV-010975	3,751	20/12/2005	Selenge aimag, Khuder soum\
98	NABD LLC		Minerals Exploring	XV-014134	7,703	09/09/2008	Umnugovi aimag, Bulgan soum
			Minerals Exploring	XV-011700	56,370	21/04/2006	Umnugovi aimag, Bulgan soum
			Minerals Exploring	XV-010256	1,539	08/08/2005	Khentii aimag, Kherlen Binder soom
			Minerals Exploring	XV-013060	3,114	19/12/2007	Khentii aimag, Umnudelger Binder soum
99	Narantuul trade LLC	Coal	Minerals Extracting	MV-017185	5,365	18/10/2012	Dundgovi aimag, Bayanjargalan soum
		Coal	Minerals Extracting	MV-017234	4,749	14/12/2012	Dundgovi aimag, Bayanjargalan soum
100	NK LLC	Mud	Minerals Extracting	MV-003054	13	12/03/2001	Ulaambaatar capital
101	Nordwind LLC	Fluoride	Minerals Extracting	MV-011668	54	14/04/2006	Khentii aimag, Galshar soum
		Gold	Minerals Extracting	MV-006853	217	28/01/2004	Bayankhongor aimag, Bumbohur soum
		Gold	Minerals Extracting	MV-009587	158	07/04/2005	Bayankhongor aimag, Bumbohur soum
102	Odod gold LLC	Gold	Minerals Extracting	MV-012413	514	18/04/2007	Bayankhongor aimag, Bumbohur soum
		Gold	Minerals Extracting	MV-005651	341	19/04/2003	Bayankhongor aimag, Bumbohur soum
		Gold	Minerals Extracting	MV-007468	96	12/05/2004	Bayankhongor aimag, Bumbohur Buutsagaan soum
		Gold	Minerals Extracting	MV-004468	202	03/10/2002	Bayankhongor aimag, Bumbohur Buutsagaan soum
103	Olova LLC	Tin	Minerals Extracting	MV-013412	466	24/03/2008	Ulaambaatar capital, Sukhbaatar district
			Minerals Exploring	XV-015276	2,192	11/05/2003	Umnugovi aimag, Mandal owoo soum
			Minerals Exploring	XV-015277	20,619	24/11/2003	Umnugovi aimag, Mandal owoo soum
			Minerals Exploring	XV-015278	35,656	30/06/2004	Umnugovi aimag, Mandal owoo soum
			Minerals Exploring	XV-015279	34	05/10/2004	Umnugovi aimag, Mandal owoo soum
			Minerals Exploring	XV-015280	34,322	12/01/2005	Dundgovi aimag, Huld soum
			Minerals Exploring	XV-015281	8,128	11/05/2003	Umnugovi aimag, Mandal owoo soum
			Minerals Exploring	XV-015284	5,409	11/05/2003	Umnugovi aimag, Mandal owoo soum
			Minerals Exploring	XV-016777	1,010	11/05/2003	Umnugovi aimag, Mandal owoo soum
104	Olon Ovoot Gold LLC	Gold	Minerals Extracting	MV-015759	451	11/01/2011	Umnugovi aimag, Mandal owoo soum
		Gold	Minerals Extracting	MV-015783	203	20/07/2009	Umnugovi aimag, Mandal owoo soum
		Gold	Minerals Extracting	MV-015782	484	20/07/2009	Umnugovi aimag, Mandal owoo soum
		Gold	Minerals Extracting	MV-015275	257	07/05/2008	Umnugovi aimag, Mandal owoo soum
		Gold	Minerals Extracting	MV-005464	82	06/03/2003	Umnugovi aimag, Mandal owoo soum
		Gold	Minerals Extracting	MV-015274	940	24/01/2006	Umnugovi aimag, Mandal owoo soum
		Gold	Minerals Extracting	MV-015273	85	01/10/1997	Umnugovi aimag, Mandal owoo soum
		Gold	Minerals Extracting	MV-015272	1,773	15/10/2012	Umnugovi aimag, Mandal owoo soum
105	ONTRE LLC	Gold	Minerals Extracting	MV-015225	20,237	27/10/2009	Umnugovi aimag, Khanbogd bayan owoo soum

No.	Company	Type of minerals/products	Licence type	Licence reference	Area (ha)	Granted	Location
		Gold	Minerals Extracting	MV-015226	54,653	27/10/2009	Umnugovi aimag, Khanbogd bayan ovoosoum
106	Ord Talst LLC	Gravel	Minerals Extracting	MV-012056	92	25/09/2006	Ulaanbaatar capital, Khan uul district
107	Orchlon Construction LLX	Sand/Mud	Minerals Extracting	MV-015649	34	07/09/2010	Ulaanbaatar capital, Nalaikh district
108	Ochir Tuv LLC	Gravel	Minerals Extracting	MV-012161	25	30/10/2006	Orkhon aimag, Bayan undur soum
109	Ochir-Undraa LLC	Gold	Minerals Extracting	MV-012415	190	18/04/2007	Darkhan-Uul aimag, Khongor soum
110	Oyu Tolgoi LLC	Gold	Minerals Extracting	MV-006708	4,537	26/12/2003	Umnugovi aimag, Khanbogd soum
		Gold	Minerals Extracting	MV-006709	8,496	26/12/2003	Umnugovi aimag, Khanbogd soum
		Gold	Minerals Extracting	MV-006710	1,764	26/12/2003	Umnugovi aimag, Khanbogd soum
111	Urmun-Uul LLC	Gold	Minerals Extracting	MV-006680	117	22/12/2003	Bulgan aimag, Buregkhangai soum
112	OJCHL LLC		Minerals Exploring	XV-007559	110,499	24/05/2004	Govi-Altai aimag, Altai soum
			Minerals Exploring	XV-007560	376,628	24/05/2004	Govi-Altai aimag, Altai soum
113	Petro Matad LLC	Oil	Oil & Gas Exploring and Extracting				
114	Petro China Dachin Tamsag LLC	Oil	Oil & Gas Extracting				
115	Poloresources - Peabody Winsway Resources	Coal	Minerals Extracting	MV-003066	82	19/03/2001	Tuv aimag, bayanjargalan soum
			Minerals Exploring	XV-004520	30,108	11/06/2002	Umnugovi aimag, Noyon soum
			Minerals Exploring	XV-007457	133	12/05/2004	Dornogovi aimag, Ikh het soum
			Minerals Exploring	XV-007715	625	11/06/2004	Tuva aimag, Bayan soum
		Coal	Minerals Extracting	MV-007863	202	19/03/2001	Tuv aimag, bayanjargalan soum
		Coal	Minerals Extracting	MV-008766	35	26/08/2003	Bulgan aimag, Saikhan soum
			Minerals Exploring	XV-010413	72,929	07/09/2005	Umnugovi aimag, Bayan Ovos Tsogtsetsii soum
			Minerals Exploring	XV-009837	3,001	20/05/2005	Uvs aimag
			Minerals Exploring	XV-009884	65	26/05/2005	Tuv aimag, Bayan soum
			Minerals Exploring	XV-010715	487	13/06/2005	Tuv aimag, Bayanjargalan Bayan soum
			Minerals Exploring	XV-011162	19,876	19/01/2006	Dornogovi aimag, Altanshiree soum
			Minerals Exploring	XV-011180	58,737	23/01/2006	Umnugovi aimag, Bayandalai soum
			Minerals Exploring	XV-011468	72,383	03/03/2006	Umnugovi aimag, Khankhongor soum
			Minerals Exploring	XV-012483	22,071	11/06/2002	Umnugovi aimag, Noyon soum
			Minerals Exploring	XV-013045	8,311	12/12/2007	Dornogovi aimag, Altanshiree soum
			Minerals Exploring	XV-013381	1,753	19/03/2008	Bulgan aimag, Gurvanbulag soum
			Minerals Exploring	XV-013380	684	19/03/2008	Bulgan aimag, Gurvanbulag soum
			Minerals Exploring	XV-013521	4,881	10/04/2008	Uvs aimag
	Minerals Exploring	XV-013601	15,381	23/04/2008	Umnugovi aimag, Noyon soum		
	Minerals Exploring	XV-013692	26,720	13/05/2008	Umnugovi aimag, Khankhongor soum		
116	Reservoir Mongolia LC	Tungsten	Minerals Extracting	MV-016852	190	21/06/2011	Sukhbaatar aimag, Sukhbaatar soum
117	Reo LLC	Gold	Minerals Extracting	MV-017259	1,091		Tuv aimag, Bayan soum

No.	Company	Type of minerals/products	Licence type	Licence reference	Area (ha)	Granted	Location
118	Redhill Mongolia LLC	Precious metals	Minerals Extracting	MV-015334	2,323	04/12/2009	Dornogovi aimag, khatanbulag soum
		Gold	Minerals Extracting	MV-015643	107	27/08/2010	Bayankhongor aimag, Galuut soum
		Coal	Minerals Extracting	MV-001231	214	30/05/1998	Selenge aimag, Tushig soum
		Coal	Minerals Extracting	MV-014657	355	24/04/2009	Selenge aimag, Tushig soum
119	Samton Morris LLC	Minerals Exploring	Minerals Exploring	XV-013137	6,164	04/01/2008	Uvurkhangai aimag, Bayan-Undur soum
		Minerals Exploring	Minerals Exploring	XV-012915	6,379	05/11/2007	Govi-Altai aimag, Biger soum
		Minerals Exploring	Minerals Exploring	XV-013010	13,131	27/11/2007	Zavkhan aimag, Erdenekhairkhan soum
		Minerals Exploring	Minerals Exploring	XV-006275	79	04/09/2003	Govi-Altai aimag, sharga soum
120	Sansaryn Geology Khaiguul LLC	Oil	Oil & Gas Exploring				
121	South Gobi Blake Gold LLC	Minerals Exploring	Minerals Exploring	XV-012956	23,736	15/11/2007	Umnugovi aimag, Manlai soum
		Minerals Exploring	Minerals Exploring	XV-014105	683	04/09/2008	Hentii aimag, Bayan-Adraga soum
		Minerals Exploring	Minerals Exploring	XV-014797	684	17/03/2009	Dornod aimag, Gurvanzagal soum
		Minerals Exploring	Minerals Exploring	XV-012957	7,524	15/11/2007	Umnugovi aimag, Manlai soum
122	Southgobi Sands LLC	Minerals Exploring	Minerals Exploring	XV-005267	33,296	28/12/2002	Umnugovi aimag, Bayandalai, Noyon soum
		Minerals Exploring	Minerals Exploring	XV-009442	27,341	28/12/2002	Umnugovi aimag, Noyon soum
		Minerals Exploring	Minerals Exploring	XV-009449	168,539	28/12/2002	Umnugovi aimag, Gurvantes, Noyon soum
		Minerals Exploring	Minerals Exploring	XV-009443	23,970	28/12/2002	Umnugovi aimag, Gurvantes, Noyon soum
		Coal	Minerals Extracting	MV-012726	9,312	20/09/2007	Umnugovi aimag, Gurvantes soum
		Minerals Exploring	Minerals Exploring	XV-013916	26,488	23/07/2008	Dundgovi, Umnugovi aimag, Ulziit, Manlai, Tsogtsetsii soum
		Minerals Exploring	Minerals Exploring	XV-013779	67,869	28/12/2002	Umnugovi aimag, Bayandalai, Noyon soum
		Coal	Minerals Extracting	MV-015041	10,541	03/08/2009	Umnugovi aimag, Bayan-Ovoo, Nomgon soum
		Coal	Minerals Extracting	MV-016869	10,993	04/07/2011	Umnugovi aimag, Gurvantes, Noyon soum
123	Centerra Gold Mongolia LLC	Minerals Extracting	Minerals Extracting	MV-000431	1,819	12/05/1997	Selenge aimag, Mandal soum
		Minerals Extracting	Minerals Extracting	MV-001400	17	22/07/1995	Selenge aimag, Yeruu soum
		Minerals Extracting	Minerals Extracting	MV-001401	9	22/07/1995	Selenge aimag, Yeruu soum
		Minerals Extracting	Minerals Extracting	MV-005082	360	04/11/2002	Selenge aimag, Mandal soum
		Minerals Exploring	Minerals Exploring	XV-007080	2,635	16/03/2004	Selenge aimag, Yeruu, Mandal soum
		Minerals Exploring	Minerals Exploring	XV-007081	1,669	16/03/2004	Selenge aimag, Yeruu soum
		Minerals Exploring	Minerals Exploring	XV-007429	3,156	10/05/2004	Selenge aimag, Mandal, Bornuur soum
		Minerals Exploring	Minerals Exploring	XV-007431	2,065	10/05/2004	Selenge aimag, Mandal soum
		Minerals Exploring	Minerals Exploring	XV-007430	4,379	10/05/2004	Selenge aimag, Mandal soum
		Minerals Exploring	Minerals Exploring	XV-009148	1,543	14/01/2005	Selenge aimag, Huder soum
		Minerals Extracting	Minerals Extracting	MV-010810	342	14/11/2005	Selenge aimag, Mandal soum
		Minerals Exploring	Minerals Exploring	XV-011242	20,295	25/01/2006	Suhbaatar aimag, Uulbayan soum
		Minerals Exploring	Minerals Exploring	XV-011803	800	02/06/2006	Selenge aimag, Mandal soum

No.	Company	Type of minerals/products	Licence type	Licence reference	Area (ha)	Granted	Location
			Minerals Exploring	XV-011545	5,400	23/03/2006	Selenge aimag, Mandal soum
			Minerals Exploring	XV-012632	1,120	14/08/2007	Selenge aimag, Yeruu soum
			Minerals Exploring	XV-012641	6,442	16/08/2007	Selenge aimag, Huder soum
			Minerals Exploring	XV-013543	3,092	15/04/2008	Selenge aimag, Yeruu soum
			Minerals Exploring	XV-014838	7,226	06/04/2009	Suhbaatar aimag, Tuvshinshiree soum
			Minerals Exploring	XV-014839	13,516	06/04/2009	Suhbaatar aimag, Tuvshinshiree soum
			Minerals Extracting	MV-000372	416	12/05/1996	Selenge aimag, Mandal soum
			Minerals Extracting	MV-017111	11,614	31/08/2012	Dornod aimag, Tsagaan-Ovoo soum
			Minerals Exploring	XV-006727	2,343	30/12/2003	Dornod aimag, Tsagaan-Ovoo soum
			Minerals Exploring	XV-017052	1,997	30/12/2003	Dornod aimag, Tsagaan-Ovoo soum
			Minerals Exploring	XV-017053	1,392	30/12/2003	Dornod aimag, Tsagaan-Ovoo soum
			Minerals Exploring	XV-017054	1,266	30/12/2003	Dornod aimag, Tsagaan-Ovoo soum
			Minerals Extracting	MV-015609	428	29/06/2010	Darhan-Uul aimag, Hongor soum
			Minerals Exploring	XV-011239	2,255	25/01/2006	Suhbaatar aimag, Monhhaan soum
			Minerals Exploring	XV-015505	16,896	25/02/2010	Dornod aimag, Tsagaan-Ovoo soum
			Minerals Exploring	XV-015504	6,262	25/02/2010	Dornod aimag, Tsagaan-Ovoo soum
			Minerals Exploring	XV-017050	3,972	25/02/2010	Dornod aimag, Tsagaan-Ovoo soum
			Minerals Exploring	XV-015503	15,368	25/02/2010	Dornod aimag, Tsagaan-Ovoo soum
124	COAL LLC	Coal	Minerals Exploring	XV-014685	9,479	01/08/2007	Dornogovi aimag, Mandah, Huvsgul soum
			Minerals Extracting	MV-016865	2,799	28/06/2011	Dornogovi aimag, Mandah, Huvsgul soum
			Minerals Exploring	XV-016866	391	01/08/2007	Dornogovi aimag, Mandah, Huvsgul soum
125	CCM LLC		Minerals Exploring	XV-011257	159,737	27/01/2006	Umnugovi aimag, Hanhongor soum
126	CMKI LLC	Fluoride	Minerals Extracting	MV-004153	27	12/02/2002	Hentii aimag, Darhan soum
		Fluoride	Minerals Extracting	MV-016772	31	31/01/2011	Hentii aimag, Darhan soum
		Gold	Minerals Extracting	MV-001817	25	20/08/1999	Selenge aimag, Bayangol soum
127	Sonor Trade LLC		Minerals Extracting	MV-006428	147	14/10/2003	Selenge aimag, Bayangol soum
			Minerals Extracting	MV-012325	506	08/01/2007	Tuv aimag, Zaamar soum
		Gravel	Minerals Extracting	MV-006725	37	30/12/2003	Darhan-Uul, Selenge aimag, Darhan-Saihan soum
128	Suuri LLC	Gravel	Minerals Extracting	MV-005806	46	22/05/2003	Darhan-Uul aimag, Darhan soum
			Minerals Exploring	XV-011253	329	26/01/2006	Darhan-Uul aimag, Darhan, Hongor soum
			Minerals Exploring	XV-014001	1,137	12/08/2008	Dornogovi aimag, Urgan soum
129	Seruun Selbe LLC	Sand	Minerals Extracting	MV-013323	14	20/10/1999	Ulaanbaatar aimag, Nalaib soum
		Sand	Minerals Extracting	MV-013322	40	20/10/1999	Ulaanbaatar aimag, Nalaib soum
130	Tavan Tolgoi Trans LLC		Minerals Exploring	XV-013281	1,502	20/02/2008	Umnugovi aimag, Bayan-Ovoo soum
131	Tavantolgoi JSC	Coal	Minerals Extracting	MV-000287	89	08/09/1995	Umnugovi aimag, Tsogttsetsii soum
		Coal	Minerals Extracting	MV-011945	82	28/08/2006	Umnugovi aimag, Tsogttsetsii soum

No.	Company	Type of minerals/products	Licence type	Licence reference	Area (ha)	Granted	Location
132	Taliin Shigtgee	Coal	Minerals Extracting	MV-017013	34,055	12/03/2012	Dundgovi aimag, Bayanjargal, Undurshil soum
133	Terra Energy LLC		Minerals Exploring	XV-013352	19,102	05/03/2008	Umnugovi aimag, Gurvantes, Noyo, Sevrei soum
			Minerals Exploring	XV-012929	32,023	13/11/2007	Dundgovi aimag, Delgerhangai, Huld, Erdenedalai soum
			Minerals Exploring	XV-015466	4,928	13/11/2007	Dundgovi aimag, Erdenedalai soum
134	TBE LLC		Minerals Exploring	XV-013698	3,063	14/05/2008	Hovd aimag, Bulgan soum
135	Tegshtplant LLC	Gravel	Minerals Extracting	MV-015650	50	08/09/2010	Tuv aimag, Altanbulag soum
			Minerals Exploring	XV-015497	157	18/02/2010	Tuv, Ulaabaatar aimag, Almanbulag, Han-Uul soum
136	Ten Khun LLC	Gold	Minerals Extracting	MV-000713	375	30/07/1997	Tuv aimag, Jargalant soum
137	Teso LLC		Minerals Exploring	XV-015500	1,432	23/02/2010	Dornogovi aimag, Huvsgul soum
			Minerals Exploring	XV-008072	4,011	03/08/2004	Uvs aimag, Buhmurun, Hovd soum
			Minerals Exploring	XV-008073	4,170	03/08/2004	Uvs aimag, Buhmurun soum
			Minerals Exploring	XV-009720	6,727	03/05/2005	Hentii aimag, Murun, Herlen soum
			Minerals Exploring	XV-009421	9,292	14/03/2005	Dornogovi aimag, Dalanjargal soum
			Minerals Exploring	XV-009422	5,059	14/03/2005	Govi-Altai aimag, Chandmani soum
			Minerals Exploring	XV-009520	23,818	30/03/2005	Hovd aimag, Darvi, Zereg, Must soum
			Minerals Exploring	XV-009519	16,321	30/03/2005	Hovd aimag, Darvi, Tsetseg soum
			Minerals Exploring	XV-010038	1,039	23/06/2005	Govi-Altai aimag, Chandmani soum
			Minerals Exploring	XV-010144	26,329	15/07/2005	Hentii aimag, Jargalgaan, Murun, Herlen soum
			Minerals Exploring	XV-010923	12,120	09/12/2005	Uvs aimag, Bahmurun soum
			Minerals Exploring	XV-013289	9,967	22/02/2008	Dornogovi aimag, Delgereh soum
			Minerals Exploring	XV-013290	13,118	22/02/2008	Dornogovi aimag, Delgereh soum
			Minerals Exploring	XV-013291	30,253	22/02/2008	Dornogovi aimag, Delgereh soum
			Minerals Exploring	XV-013292	68,191	22/02/2008	Dornogovi aimag, Delgereh soum
			Minerals Exploring	XV-013803	2,684	14/03/2005	Govi-Altai aimag, Chandmani soum
			Minerals Exploring	XV-013804	2,117	14/03/2005	Govi-Altai aimag, Chandmani soum
Minerals Exploring	XV-013805	4,490	14/03/2005	Govi-Altai aimag, Chandmani soum			
Minerals Exploring	XV-014939	2,605	03/08/2004	Uvs aimag, Buhmurun, Hovd soum			
Minerals Exploring	XV-014940	7,997	09/12/2005	Uvs aimag, Buhmurun soum			
139	Ulzgol LLC	Gold	Minerals Extracting	MV-000286	225	09/06/1995	Dornod aimag, Bayandun soum
		Gold	Minerals Extracting	MV-001121	113	09/06/1995	Dornod aimag, Bayandun soum
140	Uugan Ilch LLC	Fluoride	Minerals Extracting	MV-015522	76	11/03/2010	Dornogovi aimag, Airag soum
141	Uuls Zaamar LLC	Gold	Minerals Extracting	MV-000926	751	15/01/1998	Tuv aimag, Zaamar soum
142	Focus Metal Mining LLV		Minerals Exploring	XV-010444	378	16/04/2003	Bulgan aimag, Burheghangai soum
			Minerals Exploring	XV-012141	3,106	25/10/2006	Bulgan aimag, Burheghangai soum
			Ore	Minerals Extracting	MV-015152	31	23/09/2009
143	Freegood Erin LLC		Minerals Exploring	XV-005635	8,281	16/04/2003	Dornogovi aimag, Sainshand, Saihandulaan soum

No.	Company	Type of minerals/products	Licence type	Licence reference	Area (ha)	Granted	Location
		Gold	Minerals Extracting	MV-017064	4,025	15/06/2012	Dornogovi aimag, Saihandulaan soum
144	Fenchun International LLC		Minerals Exploring	XV-015415	16,192	18/01/2010	Bayanhongor aimag, Baatsagaan soum
145	Khangad Exploration LLC		Minerals Exploring	XV-004326	90,773	23/04/2002	Umnugovi aimag, Bayan-Ovoo, Hanhongor, Tsogtsetsii soum
		Coal	Minerals Extracting	MV-014493	4,482	01/12/2008	Umnugovi aimag, Hanhongor soum
			Minerals Exploring	XV-014571	44,444	12/12/2008	Dundgovi aimag, Delgerhangai soum
146	Khangii Prospecting LLC		Minerals Exploring	XV-014572	17,975	12/12/2008	Dundgovi aimag, Huld soum
			Minerals Exploring	XV-014573	1,672	12/12/2008	Dundgovi aimag, Adaatsag, Luus, Saintsagaan soum
			Minerals Exploring	XV-014574	7,314	12/12/2008	Dundgovi aimag, Luus soum
147	Khangii Khuder LLC		Minerals Exploring	XV-013960	2,728	05/10/2004	Dornogovi aimag, Hatanbulag soum
		Ore	Minerals Extracting	MV-014828	365	01/04/2009	Dornogovi aimag, Hatanbulag soum
		Coal	Minerals Extracting	MV-000124	105	20/05/1995	Uvs aimag, Tarialan soum
		Coal	Minerals Extracting	MV-001366	25	02/10/1998	Uvs aimag, Tarialan soum
148	Khartarvagatai jsC		Minerals Extracting	MV-009951	101	08/06/2005	Uvs aimag, Tarialan soum
			Minerals Extracting	MV-009950	14	08/06/2005	Uvs aimag, Tarialan soum
			Minerals Extracting	MV-010632	381	11/10/2005	Uvs aimag, Tarialan soum
			Minerals Extracting	MV-011923	683	18/08/2006	Uvs aimag, Tarialan soum
			Minerals Exploring	XV-011334	23,441	10/02/2006	Darhan-Uul, Selenge aimag, Hongor, Yeruu soum
149	Kharanga Khuder LLC		Minerals Exploring	XV-011335	2,074	10/02/2006	Darhan-Uul aimag, Hongor soum
			Minerals Exploring	XV-011336	3,045	10/02/2006	Darhan-Uul, Selenge aimag, Hongor, Yeruu soum
			Minerals Exploring	XV-011338	21,752	10/02/2006	Darhan-Uul, Selenge aimag, Hongor, Yeruu soum
			Minerals Exploring	XV-011337	7,095	10/02/2006	Selenge aimag, Yeruu soum
150	Hera Investment LLC		Minerals Exploring	XV-013422	30	08/06/2006	Ulaanbaatar aimag, Han-Uul soum
151	Khongor Khangain Erdenes LLC		Minerals Exploring	XV-010484	2,483	20/09/2005	Bayanhongor aimag, Buutsagaan, Hureenmaral soum
			Minerals Exploring	XV-014177	75,636	22/09/2008	Bayanhongor aimag, Buutsagaan, Hureenmaral soum
		Coal	Minerals Extracting	MV-003508	815	09/07/2001	Uvs aimag, Buhmurun soum
			Minerals Exploring	XV-014908	11,766	15/05/2008	Uvs aimag, Buhmurun, Hovd soum
152	Khotgor shanaga LLC		Minerals Exploring	XV-014979	205	03/07/2009	Uvs aimag, Buhmurun soum
			Minerals Exploring	XV-014990	79	09/07/2009	Uvs aimag, Buhmurun soum
			Minerals Exploring	XV-014865	790	22/04/2009	Uvs aimag, Buhmurun soum
153	Khukh Tur LLC	Fluoride	Minerals Extracting	MV-008468	75	23/09/2004	Dornogovi aimag, Airag soum
		Fluoride	Minerals Extracting	MV-008469	76	23/09/2004	Dornogovi aimag, Airag soum
154	Huadi Kuonyez LLC		Minerals Exploring	XV-015430	4,590	22/01/2010	Dornogovi aimag, Hatanbulag, Huvsgul soum
			Minerals Exploring	XV-015520	5,715	11/03/2010	Arhangai aimag, Tsahir soum
			Minerals Exploring	XV-013636	880	01/05/2008	Huvsgul aimag, Tsetserleg soum
155	Khurgatai khairkhan LLC		Minerals Exploring	XV-014510	21,750	04/12/2008	Huvsgul aimag, Tsagaan-Uul, Tsetserleg soum
			Minerals Exploring	XV-014973	852	02/07/2009	Huvsgul aimag, Buren togtoh soum

No.	Company	Type of minerals/products	Licence type	Licence reference	Area (ha)	Granted	Location
156	Khureedel LLC	Coal	Minerals Exploring	XV-014499	17,005	01/12/2008	Huvsgul aimag, Buren togtoh, Tumurbulag soum
			Minerals Exploring	XV-014637	19,859	16/03/2009	Huvsgul aimag, Tsagaan-Uul, Tsetserleg soum
			Minerals Extracting	MV-017098	5,759	10/08/2012	Huvsgul aimag, Tsetserleg soum
		Fluoride	Minerals Extracting	MV-004431	28	20/05/2002	Dornogovi aimag, Airag soum
			Minerals Exploring	XV-012620	85	06/08/2007	Hentii aimag, Batnorov soum
			Minerals Exploring	XV-012586	310	30/07/2007	Hentii aimag, Batnoron, Herlen soum
			Minerals Exploring	XV-012827	741	16/10/2007	Hentii aimag, Norovlin soum
157	Khuslemj LLC	Minerals Exploring	XV-014930	16,687	15/06/2009	Umnugovi aimag, Hanbogd soum	
			XV-014252	1,136	08/10/2008	Bulgan aimag, Burheghangai soum	
			XV-014258	2,174	08/10/2008	Bulgan aimag, Burheghangai soum	
		Gold	Minerals Extracting	MV-015552	17	07/04/2010	Bulgan aimag, Burheghangai soum
158	Kheltrege LLC	Coal	Minerals Extracting	MV-012558	26	18/07/2007	Ulaanbaatar aimag, Nalaib soum
159	Tsairtmineral LLC	Ore	Minerals Extracting	MV-000723	39	13/08/1997	Suhbaatar aimag, Suhbaatar soum
			Minerals Exploring	XV-009766	634	06/05/2005	Suhbaatar aimag, Suhbaatar soum
			Minerals Exploring	XV-013733	10,838	21/05/2008	Suhbaatar aimag, Suhbaatar soum
160	Cement camstone	Limestone	Minerals Extracting	MV-012219	135	27/03/1998	Selenge aimag, Orhon, Sahan soum
			Minerals Extracting	MV-015249	61	09/11/2009	Selenge aimag, Orhon soum
161	Central Asian Cement	Limestone	Minerals Extracting	MV-016897	139	03/08/2011	Selenge aimag, Orkhontuul
			Minerals Exploring	XV-015188	170	12/10/2009	Selenge aimag, Orkhontuul
			Minerals Exploring	XV-015129	57	11/09/2009	Selenge aimag, Orkhontuul
162	Central Asia Mining LLC		Minerals Exploring	XV-005372	14,757	04/02/2003	Bayankhongor aimag, Shinejinst soum
163	Tsevdeg LLC	Gold	Minerals Extracting	MV-004016	77	03/01/2002	Tuw aimag, Sergelen soum
			Minerals Extracting	MV-012029	139	19/09/2006	Tuw aimag, Sergelen soum
			Minerals Extracting	MV-013676	78	13/05/2008	Tuw aimag, Sergelen soum
164	Tsengeg-Orog LLC	Gold	Minerals Extracting	MV-003108	380	26/03/2001	Dornod aimag, Bayan-Uul soum
165	Tsetsens Mining and Energy LLC	Minerals Exploring	XV-007155	7,849	29/03/2004	Khentii aimag, Galshar soum	
			XV-001834	3,233	04/03/2009	Dornod aimag, Gurvan zagal soum	
			XV-014835	3,058	03/04/2009	Dornod aimag, Gurvan zagal soum	
			XV-007403	9,564	07/05/2004	Dornod aimag, Gurvan zagal soum	
			XV-015146	3,413	18/09/2009	Dornod aimag, Gurvan zagal soum	
			Coal	Minerals Extracting	MV-017177	79	17/10/2012
		Coal	Minerals Extracting	MV-017187	2,311	17/10/2012	Tuw aimag, bayan soum
166	Chadmani Tal LLC		Minerals Exploring	XV-015542	2,744	01/04/2010	Dornod aimag, Choibalsam soum
167	Chinkhua MAK nariin sukhait LLC	Coal	Minerals Extracting	MV-005459	70	25/02/2003	Umnugovi aimag, Nariin sukhait ord
168	Shanlun LLC	Lead	Minerals Extracting	MV-006098	996	28/07/2003	Dornod aimag, Choibalsam soum
169	Shanjin Ord LLC	Iron	Minerals Extracting	MV-010665	79	20/10/2005	Dundgovi aimag, Govi ugtaal soum

No.	Company	Type of minerals/products	Licence type	Licence reference	Area (ha)	Granted	Location
170	Shar Narst LLC		Minerals Exploring	XV-015465	563	02/02/2012	Bulgan aimag, Selenge soum, Selenge aimag, Tushig soum
171	Shariin Gol LLC	Coal	Minerals Extracting	MV-001498	1,828	20/04/1999	Darkhan Uul aimag, Shariin gol soum
172	Shengangyuntun LLC	Lead	Minerals Extracting	MV-016790	178	14/03/2011	Dundgovi aimag, Bayanjargalan soum
			Minerals Exploring	XV-012581	1,152	26/07/2007	Dundgovi aimag, Bayanjargalan soum
			Minerals Exploring	XV-012582	441	26/07/2007	Dundgovi aimag, Bayanjargalan soum
173	Shivee Ovoo JSC	Coal	Minerals Extracting	MV-000901	91	30/12/1997	Govisumber aimag, Shiveegovi soum
174	Shin Shin LLC	Lead	Minerals Extracting	MV-000247	101	20/05/1997	Dornod aimag, Dashbalbar soum
175	Shine Asia Mining Group LLC		Minerals Exploring	XV-015325	33,833	03/12/2009	Dornod aimag, Khalkh gol soum
			Minerals Exploring	XV-015324	27,950	03/12/2009	Dornod aimag, Khalkh gol soum
176	Shine Iion Nen Yuan LLC		Minerals Exploring	XV-009953	36,236	08/06/2005	Umnugovi aimag, Tsogt Ovoo soum, Mandal Ovoo soum, Bayan bor nuruu
			Minerals Exploring	XV-009957	13,521	08/06/2005	Umnugovi aimag, Tsogt Ovoo soum, Kharaat khets
177	Shine Longda LLC	Coal	Minerals Extracting	MV-016806	1,498	07/04/2011	Umnugovi aimag, Manlai soum
			Minerals Exploring	XV-012179	10,140	09/11/2006	Umnugovi aimag, Kurmen soum
			Minerals Exploring	XV-012180	1,220	09/11/2006	Umnugovi aimag, Kurmen soum
			Minerals Exploring	XV-013998	43,506	12/08/2008	Umnugovi aimag, Manlai soum
			Minerals Exploring	XV-014126	14,166	09/09/2008	Dundgovi aimag, Ulziit soum, Umnugovi aimag, Tsogt Ovoo soum, Tsogtsetsii soum
178	Shine shivee LLC		Minerals Exploring	XV-008294	9,075	03/09/2004	Dornogovi aimag, Dalanjargalan soum,
			Minerals Exploring	XV-008296	43,295	03/09/2004	Govisumber aimag, Shiveegovi soum
			Minerals Exploring	XV-008297	22,104	03/09/2004	Govisumber aimag, Shiveegovi soum
			Minerals Exploring	XV-008829	654	25/11/2004	Govisumber aimag, Shiveegovi soum
			Minerals Exploring	XV-008830	880	25/11/2004	Govisumber aimag, Shiveegovi soum
			Minerals Exploring	XV-013250	613	25/11/2004	Govisumber aimag, Shiveegovi soum, Sumber soum
			Minerals Exploring	XV-013251	549	25/11/2004	Govisumber aimag, Shiveegovi soum, Sumber soum
179	Sheiman LLC					17/12/2010	
180	Ejbalei LLC	Gold	Minerals Extracting	MV-016831	412	17/05/2011	Dornod aimag, Dashbalbar soum, Erdenetolgoi
			Minerals Exploring	XV-004788	448	28/08/2002	Dornod aimag, Dashbalbar soum, Erdenetolgoi
			Minerals Exploring	XV-007501	25,276	17/05/2004	Dornod aimag, Dashbalbar soum, Uvurtotgor
181	APEXPRO LLC		Minerals Exploring and Extracting		1,721,855	10/08/2002	Sukhbaatar aimag, khakzan, Ongon, Naran, Dariganga, Asgarm Bayandelger, Tuvshin, Shiree soum
182	HMMB LLC		Minerals Exploring	XV-013004	1,886	27/11/2007	Sukhbaatar aimag, Sukhbaatar soum
183	MJB LLC	Fluoride	Minerals Extracting	MV-010598	25	06/10/2005	Dundgovi aimag, Bayanjargalan soum
			Minerals Exploring	XV-012691	11,296	11/09/2007	Khovd aimag, Zereg soum
			Minerals Exploring	XV-012998	46,609	22/11/2007	Khovd aimag, Zereg, Darvi soum
			Minerals Exploring	XV-012999	50,683	22/11/2007	Khovd aimag, Zereg, Darvi, Must soum
184	MPHCL LLC		Minerals Exploring	XV-013593	121,227	22/04/2008	Govialtai aimag, Tseel, Altai, Tsogt soum

No.	Company	Type of minerals/products	Licence type	Licence reference	Area (ha)	Granted	Location
			Minerals Exploring	XV-013594	14,144	22/04/2008	Govialtai aimag, Altai soum
			Minerals Exploring	XV-013595	32,948	22/04/2008	Govialtai aimag, Altai soum
			Minerals Exploring	XV-013596	7,967	22/04/2008	Govialtai aimag, Tseel soum
			Minerals Exploring	XV-013597	82,136	22/04/2008	Govialtai aimag, Bugat, Tseel, Altai, Tugrug soum
			Minerals Exploring	XV-013598	183,145	22/04/2008	Govialtai aimag, Altai soum
			Minerals Exploring	XV-013599	11,312	22/04/2008	Khovd aimag, Darvi soum
185	MCGT LLC	Coal	Minerals Extracting	MV-014492	272	01/12/2008	Dornogovi aimag, Dalanjargalan soum
		Coal	Minerals Extracting	MV-012474	947	29/05/2007	Uvs aimag, Bukhmurun soum
			Minerals Exploring	XV-008596	609	15/10/2004	Dornogovi aimag, Dalanjargalan soum
186	MCTT LLC	Fluoride	Minerals Extracting	MV-012162	50	02/11/2006	Dundgovi aimag, Bayanjargalan soum
		Fluoride	Minerals Extracting	MV-012605	314	01/08/2007	Dornogovi aimag, airag soum
187	MMRI LLC	Gold	Minerals Extracting	MV-017083	573	20/07/2012	Bayankhongor aimag, Bumbohur soum
		Gold	Minerals Extracting	MV-017084	143	20/07/2012	Bayankhongor aimag, Bumbohur soum
		Gold	Minerals Extracting	MV-017092	794	02/08/2012	Bayankhongor aimag, Bumbohur soum
		Gold	Minerals Extracting	MV-017114	2,553	18/08/2012	Bayankhongor aimag, Bumbohur soum
		Gold	Minerals Extracting	MV-017237	487	19/12/2012	Bayankhongor aimag, Bumbohur soum
			Minerals Exploring	XV-015139	9,547	16/09/2009	Bayankhongor aimag, Bumbohur soum
			Minerals Exploring	XV-015138	7,140	16/09/2009	Bayankhongor aimag, Bumbohur soum
188	Emeelt Mining LLC		Minerals Exploring	XV-004969	6,751	06/10/2012	Dornod aimag, Dashbalbar, Bayandun, Sereglen soum
			Minerals Exploring	XV-007665	7,254	06/10/2004	Dornod aimag, Bayandun soum
189	NPI LLC						
190	Energy resource LLC	Coal	Minerals Extracting	MV-011952	2,962	29/08/2006	Umnugovi aimag, Tsogttsutsii soum, Ukhaa khudag
191	Erdene Mongol LLC		Minerals Exploring	XV-016956	4,668	11/12/2009	BayanKHongor aimag, Bayanundur, Shinejinst soum
			Minerals Exploring	XV-015356	62,101	11/12/2009	BayanKHongor aimag, Bayanundur, Shinejinst soum
			Minerals Exploring	XV-015238	41,561	04/11/2009	Govi-Altai aimag, Erdene soum
			Minerals Exploring	XV-015569	19,936	14/04/2010	BayanKHongor aimag, Bayanundur, Shinejinst soum
192	Erdenedalai Coal LLC		Minerals Exploring	XV-010958	87,039	16/12/2005	Dundgovi aimag, Erdenedalai soum
			Minerals Exploring	XV-010960	13,098	16/12/2005	Dundgovi aimag, Erdenedalai soum
193	Erdenejas LLC		Minerals Exploring	XV-004311	2,297	17/02/2012	Tuw aimag, Bayan Unjuul soum
			Minerals Exploring	XV-009392	5,140	09/03/2005	Tuw aimag, Bayan Unjuul soum
			Minerals Exploring	XV-012391	861	09/03/2005	Tuw aimag, Bayan Unjuul soum
			Minerals Exploring	XV-012392	5,372	09/03/2005	Tuw aimag, Bayan Unjuul soum
			Minerals Exploring	XV-012394	14,373	09/03/2005	Tuw aimag, Bayan Unjuul soum
			Minerals Exploring	XV-007973	2,354	23/07/2004	Tuw aimag, Bayan Unjuul soum
			Minerals Exploring	XV-008061	4,739	03/08/2004	Dundgovi aimag, Delgertsogt soum
			Minerals Exploring	XV-004787	9,940	28/08/2002	Tuw aimag, Buren, Adaatsag soum

No.	Company	Type of minerals/products	Licence type	Licence reference	Area (ha)	Granted	Location
194	Erdenes MGL LLC		Minerals Exploring	XV-004789	7,095	28/08/2002	Tuw aimag, Buren soum, Dundgovi aimag Erdenedalai soum
			Minerals Exploring	XV-006668	16,227	18/12/2003	Bayan Ulgii aimag, sagsai, Bugat soum
		Coal	Minerals Extracting	MV-013311	2,784	27/02/2008	Govisumber aimag, Shiveegovi soum
		Coal	Minerals Extracting	MV-013312	1,239	27/02/2008	Govisumber aimag, Shiveegovi soum
		Coal	Minerals Extracting	MV-013313	270	27/02/2008	Govisumber aimag, Shiveegovi soum
195	Erdenes Tavan Tolgoi LLC	Coal	Minerals Extracting	MV-011943	2,036	28/08/2006	Umnugovi aimag, Tsogttsutsii soum
		Coal	Minerals Extracting	MV-016883	700	29/08/2006	Umnugovi aimag, Tsogttsutsii soum
196	Erdenet mining corporation LLC	Copper	Minerals Extracting	MV-000011	2,552	06/04/1996	Orkhon aimag, BayanUndur soum,
			Minerals Exploring	XV-002605	55,567	15/09/2000	Bulga bugat,Orkhon, Baruun Erdenet-4
			Minerals Exploring	XV-002607	67,301	15/09/2000	Bulga bugat,Orkhon, Saikhan, Baruun Erdene-6
			Minerals Exploring	XV-002606	35,822	15/09/2000	Bulga bugat,Orkhon, Baruun Erdenet-5
			Minerals Exploring	XV-002602	53,260	15/09/2000	Bulga bugat,Orkhon, Baruun Erdenet-4
		Minerals Exploring	XV-002604	171,405	15/09/2000	Bulga bugat,Orkhon, Saikhan, Baruun Erdene-2	
197	Erel LLC	Limestone	Minerals Extracting	MV-000294	40	18/05/1995	Darkhan Uul aimag, Khongor soum
		Limestone	Minerals Extracting	MV-000394	4	18/05/1995	Darkhan Uul aimag, Darkhan soum
		Gypsum	Minerals Extracting	MV-000169	51	25/08/1995	Dundgovi aimag, Saikhandulaan soum
		Gypsum	Minerals Extracting	MV-000293	16	14/03/1996	Dundgovi aimag, Saikhandulaan soum
		Gypsum	Minerals Extracting	MV-001774	103	23/07/1999	Dornogovi aimag, dalanjargalan soum
198	SBF LLC	Gold	Minerals Extracting	MV-016718	76	18/12/1995	Tuw aimag, Zaamar soum
199	ESTO LLC	Gravel	Minerals Extracting	MV-016880	56	10/07/2011	Ulaanbaatar, Khan-Uul duureg
200	Universal Resources LLC		Minerals Exploring	XV-012253	26,332	28/11/2006	Bayankhongor soum, Bayangovi soum

ANNEX 9: Production data declared by extractive companies

No.	Company	Extracted product	Production			Sales		
			Unit	Quantity	Amount (KMNT)	Unit	Quantity	Amount (KMNT)
1	Avdar Bayan LLC	Gold	kg	0.6	37,897.1	kg	1	36,382
4	Adil-Och LLC	Fluoride	tn	6,773.3	812,796.0	tn	11,687.1	1,921,154.7
5	Aduunchuluun JSC	Coal	tn	401,308.4	3,987,510.0	tn	401,308.4	3,987,510.0
7	Altain Khuder LLC	Iron	tn	1,626,078.6	91,143,814.6	tn	1,571,952.3	121,196,135.6
8	Altan Dornod Mongol LLC	Gold	kg	379.6	27,771,643.6	tn	379.6	27,771,643.6
11	Andiin Ilch LLC	Coal	tn	366,090.1	19,414,864.2	tn	366,090.1	29,132,358.0
13	Ankhai-International LLC	Iron	tn	165,982.0	7,448,745.5	tn	230,676.0	21,815,425.9
14	AUM LLC	Gold	kg	14.9	1,178,194.1	kg	14.9	1,153,194.1
		Silver	kg	1.7	2,204.7	kg	1.7	2,204.7
15	Baganuur JSC	Coal	tn	3,541,612.0		tn	3,541,584.0	74,839.9
18	Bayalag Ord LLC	Coal	tn	30,100.0	544,319.0	tn	30,100.0	544,319.0
		Gold	kg	1.1	79,437.5	kg	1.1	79,437.5
21	Bayantegsh Impex LLC	Fluoride	tn	6,500.0	926,037.6	tn	5,895.6	866,708.4
22	Bayanteeg JSC	Coal	tn	68,912.4	1,378,248.2	tn	68,912.4	1,378,248.2
28	Bold Tumur Eruu Gol LLC	Iron	tn	3,654,670.0	219,557,269.3	tn	3,272,079.5	235,430,248.4
29	Boroo Gold LLC	Gold	kg	2,234.4	84,706,864.5	kg	2,349.7	172,608,190.9
		Silver	kg			kg	420.0	576,799.8
32	Bud Undram LLC	Gold	kg	19.0	1,416,230.9	kg	19.0	1,416,230.9
33	Bulgan Gangat LLC	Gold	kg	70.4		kg	63.4	4,568,247.0
35	Bumbat LLC	Gold	kg	206.6	14,872,469.9	kg	206.6	14,872,469.9
36	Berkh-Uul LLC	Gold	kg	0.3	24,434.0	kg	0.3	24,434.0
		Coal	tn	36,881.0	774,501.0	tn	36,881.0	774,501.0
39	Beren Mining LLC	Iron	tn	14,478.3	1,156,975.0	tn	13,178.3	1,635,150.4
45	GBNB LLC	Gold	kg	89.2	6,462,180.6	kg	89.2	6,462,180.6
		Silver	kg	8.4	10,120.2	kg	8.4	10,120.2
47	Gobi Coal and Energy LLC	Coal	tn	6,215.0	155,373.0	tn	6,215.0	155,373.0
		Coal	tn	1,205.0	23,350.0	tn	1,205.0	23,350.0
53	Gurvan Tukhum LLC	Gold	kg	29.8	1,901,835.1	kg	29.8	1,901,835.1
54	Darkhan Bor Khujir LLC	Fluoride	tn			tn	21.3	4,134.5
		Iron	tn	1,047,425.0	15,929,564.0	tn	5,162.0	131,751.0
55	Darkhan Tumurlugiin Uildver JSC	Iron	tn	1,500,400.0	11,622,731.0	tn	-	-
		Iron	tn	649,411.0	19,377,088.0	tn	598,887.0	26,355,926.0
		Iron	tn	187,399.0	187,385.0	tn	187,398.0	687,146.0
57	Datsan Trade LLC	Gold	kg	30.4	2,078,133.9	kg	30.4	2,078,133.9
60	Dun Yuan LLC	Lead	tn	300.0	2,756,358.0			
61	Dun-Erdene LLC	Gold	kg	11.8		kg	8.9	676,900,100.0

No.	Company	Extracted product	Production			Sales		
			Unit	Quantity	Amount (KMNT)	Unit	Quantity	Amount (KMNT)
64	Jinghua Ord LLC	Iron	tn	318,233.0	53,200.0	tn	174,193.0	9,267,068.0
65	Jotoin Bajuuna LLC	Gold	kg	15.2	1,170,028.0	kg	12.8	1,170,028.0
69	Zhu Yu E LLC	Iron	tn	45,620.0		tn	45,620.0	5,086,079.0
75	Casiop Contact LLC	Iron	tn	131,639.0	4,551,196.0	tn	90,966.0	4,303,288.0
78	KVP LLC	Gold	kg			kg	5.5	421,295.3
		Silver	kg			kg	0.6	811.4
79	Lutchuluu LLC	Iron	tn			tn	387,808.0	20,852,449.0
		Ore	tn			tn	7,229.0	403,310.0
82	Mandal-Altai Group LLC	Coal	tn	25,371.0	598,077.0	tn	25,371.0	598,077.0
83	MARCO POLO LLC	Gold	kg	201.5		kg	182.9	13,058,729.0
		Silver				kg	10.0	11,574.0
84	Mon En Ko LLC	Coal	tn	225,310.0		tn	66,050.0	2,929,750.0
86	Monvolfram LLC	Wolfram	tn	106.0		tn	106.0	1,877,374.0
89	Mongol Metal Mining LLC	Ore				tn	20,469.0	2,146,576.0
90	Mongolbulgar Geo LLC	Gold	kg	34.0	2,399,666.0	kg	34.0	2,399,666.0
		Silver	kg	2.0	1,760.0	kg	2.0	1,760.0
91	Mongolrustsvetmet LLC	Fluoride	tn	104,331.0	43,774,596.0	tn	107,460.0	45,279,624.0
		Gold	kg	77.0	4,081,219.0	kg	78.0	5,620,765.0
		Silver	kg	7.0	8,847.0	kg	7.0	8,296.0
		Iron	tn	14,059.0	1,742,957.0	tn	7,053.0	620,099.0
92	Mongol Czech Metall LLC	Fluoride	tn	28,735.0	3,195,053.0	tn	29,000.0	3,231,800.0
93	Mongolyn Alt Mak LLC	Coal	tn	5,810,247.0		tn	5,810,247.0	420,124,743.0
		Coal	tn	5,082.0		tn	5,082.0	500,484.0
94	Mondulaan Trade LLC	Gold	kg	141.5	2,588,486.0	kg	141.5	10,667,649.0
		Silver	kg	18.0		kg	18.0	23,440.0
95	Monlaa LLC	Iron	tn	55,077.0	4,980,251.0	tn	55,077.0	4,980,251.0
96	Monpolimet LLC	Gold	kg	424.0	27,657,982.0	kg	644.0	42,877,975.0
97	Munkh Noyon Suvarga LLC	Coal	tn	265,676.0	2,871,237.0	tn	6,921.0	124,251.0
98	NABD LLC	Gold	kg	0.7	7,747.0	kg	0.7	52,228.0
		Silver	kg	0.6	1.0	kg	0.6	81.0
100	NK LLC	Brick	Unit	4,083.0	869,916.0	Unit	4,083.0	869,916.0
101	Northwind LLC	Fluoride	tn	10,381.0	1,223,274.0	tn	2,469.0	760,492.0
102	Odod Gold LLC	Gold	kg	15.1	1,174,709.0	kg	12.5	975,713.0
		Silver				kg	1,517.0	1,986.0
103	Olova LLC	Tin	tn	9.8	123,027.0	tn	9.8	123,027.0
104	Olon Ovoot Gold LLC	Gold	kg	433.0	31,346,760.0	kg	433.0	31,346,760.0
		Silver	kg	8.0	9,680.0	kg	8.0	9,680.0
106	Ord Talst LLC	Gravel	m3	82,716.0	811,942.0	m3	75,916.0	1,113,152.0

No.	Company	Extracted product	Production			Sales		
			Unit	Quantity	Amount (KMNT)	Unit	Quantity	Amount (KMNT)
108	Ochir Tuv LLC	Gravel	m3	12,720,000.0	241,694.0	m3	11,979,000.0	227,600.0
111	Urmun-Uul LLC	Gold	kg	106.0	7,541,440.0	kg	106.0	7,541,440.0
		Silver	kg	9.0	9,901.0	kg	9.0	9,901.0
117	Reo LLC	Gold	kg	12.8	921,087,873.0	kg	12.8	921,087,873.0
		Silver	kg	1,098.6	1,545,651.0	kg	1,098.6	1,545,651.0
118	Redhill Mongolia LLC	Coal	tn	165,712.0	3,913,378.0	tn	131,719.0	3,141,421.0
122	Southgobi Sands LLC	Coal	tn	1,292,221.0	133,151,932.0	tn	1,340,334.0	85,005,788.0
124	COAL LLC	Coal				tn	341,104.0	23,523,866.0
126	CMKI LLC	Fluoride	tn	6,045.0	886,001.0	tn	6,045.0	886,001.0
127	Sonor Trade LLC	Gold	kg	16.0		kg	13.0	984,197.0
		Silver	kg			kg	2.0	2,705.0
131	Tavantolgoi JSC	Coal	tn	2,300,806.0	88,218,972.0	tn	2,300,806.0	102,696,824.0
135	Tegshtplant LLC	Gravel	m3	248.0	1,840,664.0	m3	286.0	3,002,099.0
136	Ten Khun LLC	Gold	Kg	385.0	2,325,454.0	Kg	234.0	17,041,628.0
		Silver	Kg			Kg	10.0	14,224.0
139	Ulzgol LLC	Gold	tn	69.1	5,080,323.0	tn	69.1	5,080,323.0
		Silver	tn	8.5	10,437.0	tn	8.5	10,437.0
140	Ugan Ilch LLC	Fluoride	tn	10,493.0	1,237,126.0	tn	4,454.0	1,490,223.0
141	Uuls Zaamar LLC	Coal	tn	1,673.0	36,808.0	tn	1,673.0	40,489.0
142	Focus Metal Mining LLC	Ore	tn	59,620.0	1,482,000.0	tn	23,982.0	2,377,314.0
145	Khangad Exploration LLC	Coal	tn	1,088,657.0	43,346,965.0	tn	245,681.0	24,656,038.0
147	Khangi Khuder LLC	Ore	tn	17,774.0	838,072.0	tn	17,774.0	838,072.0
152	Khotgor Shanaga LLC	Coal				tn	3,785.0	70,780.0
153	Khukh Tur LLC	Fluoride	tn	3,081.0	1,012,518.0	tn	3,081.0	3,081.0
156	Khureedel LLC	Coal				tn	29,430.0	1,648,734.0
157	Khuslemj LLC	Gold	kg	13.0	854,266.0	kg	13.0	854,266.0
		Silver	kg	1.0	1,215.0	kg	1.0	1,215.0
158	Kheltrege LLC	Coal	tn	781.0	23,854.0	tn	781.0	40,150.0
159	Tsairtmineral LLC	Zinc	tn	131,074.0	25,797,697.0	tn	139,062.0	108,609,725.0
160	Cement & Lime JSC	Cement	tn	225,983.0	25,811,352.0	tn	225,490.0	26,806,873.0
		Lime	tn	51,041.0	3,406,270.0	tn	51,664.0	3,671,737.0
		Heating	m3	71,969.0	2,377,578.0	m3	71,969.0	2,481,907.0
		Clinker	tn	32,643.0	2,970,318.0			
		Limestone	tn	442,115.0	2,319,817.0			
163	Tsevdeg LLC	Gold	kg	4.4	913,341.0	kg	4.4	285,392.0
164	Tsengeg-Orog LLC	Gold	kg	19.2	1,446,003.0	kg	19.2	1,446,003.0
		Silver	kg	4.6	5,830.0	kg	4.6	5,830.0
167	Chinkhua MAK Nariin Sukhait LLC	Coal	tn	1,306.0	99,822,432.0	tn	1,306.0	99,822,432.0

No.	Company	Extracted product	Production			Sales		
			Unit	Quantity	Amount (KMNT)	Unit	Quantity	Amount (KMNT)
168	Shanlun LLC	Lead	tn	1,346.0	2,971,693.0	tn	1,346.0	3,909,148.0
		Zinc	tn	1,537.0	697,923.0	tn	1,537.0	934,723.0
170	Shar Narst LLC	Gold	kg	43.5	3,154,725.9	kg	43.5	3,154,725.9
		Silver	kg	2.6	3,085.7	kg	2.6	3,085.7
171	Shariin Gol JSC	Coal	tn	465.0	12,230,750.0	tn	478.0	13,776,666.0
173	Shivee Ovoo JSC	Coal	tn	1,752,757.0	30,707,868.0	tn	1,722,849.0	27,191,853.0
174	Shin Shin LLC	Zinc	tn	-	-	tn	356.0	356,739.0
183	MJB LLC	Fluoride	tn	-	-	tn	11,007.0	2,068,735.0
186	MCTT LLC	Fluoride	tn	10,135.0	1,437,523.0	tn	1,322.0	334,585.0
		Fluoride	tn	6,559.0	-	tn	5,165.0	1,862,601.0
190	Energy Resource LLC	Coal	tn	7,096.3	181,520.6	tn	393,192.0	39,590,589.0
		Coal	tn	1,501.4	44,442.5	tn	40,273.0	570,923.0
		Coal	tn	3,655.1	291,852,693.1	tn	3,457,248.0	505,803,923.0
		Coal	tn	1,616.0	86,108,668.0	tn	1,579,111.0	77,626,017.0
195	Erdenes Tavan Tolgoi JSC	Coal	tn	2,504,136.0	219,086,858.0	tn	2,386,013.0	208,760,012.0
196	Erdenet Mining Corporation LLC	Copper	tn	517,783.0	1,138,563,682.0	tn	520,727.0	145,137,956.0
		Molybdenum	tn	3,934.0	50,041,255.0	tn	3,934.0	50,691,830.0
			m3	6,377,019.0	3,447,516.0	m3	6,377,019.0	3,447,516.0
			m3	4,800,550.0	1,320,420.0	m3	4,800,550.0	1,320,420.0
			Gcal	30,458.0	917,980.0	Gcal	30,458.0	917,980.0
			m3	3,336.0	127,883.0	m3	3,336.0	127,883.0
			m3	10,932.0	87,539.0	m3	10,866.0	87,539.0
197	Erel Cement LLC		m2		546,425.0	m2		545,595.0
		Limestone	tn	58.0	364,837.0			
		Limestone	tn	6.0	32,250.0			
		Limestone	tn	10.0	233,750.0			
		Limestone	tn	-	14,695.0			
	Limestone	tn	53,526.0	18,744,570.0	tn	54,064.0	7,798,963.0	
198	SBF LLC	Gold	kg	44.0	-	kg	37.0	2,739,283.0
199	ESTO LLC	-	-	-	-	-	-	
200	Universal Resource LLC	-	-	-	-	-	-	

Note: Production and Sales were prepared using information received from Mineral Resource Authority production except for Olon Ovoot Gold LLC and Tavan Tolgoi JSC where the data were extracted from their reporting templates.